

PARTS MANUAL

SELF-PROPELLED FORAGE MIXER

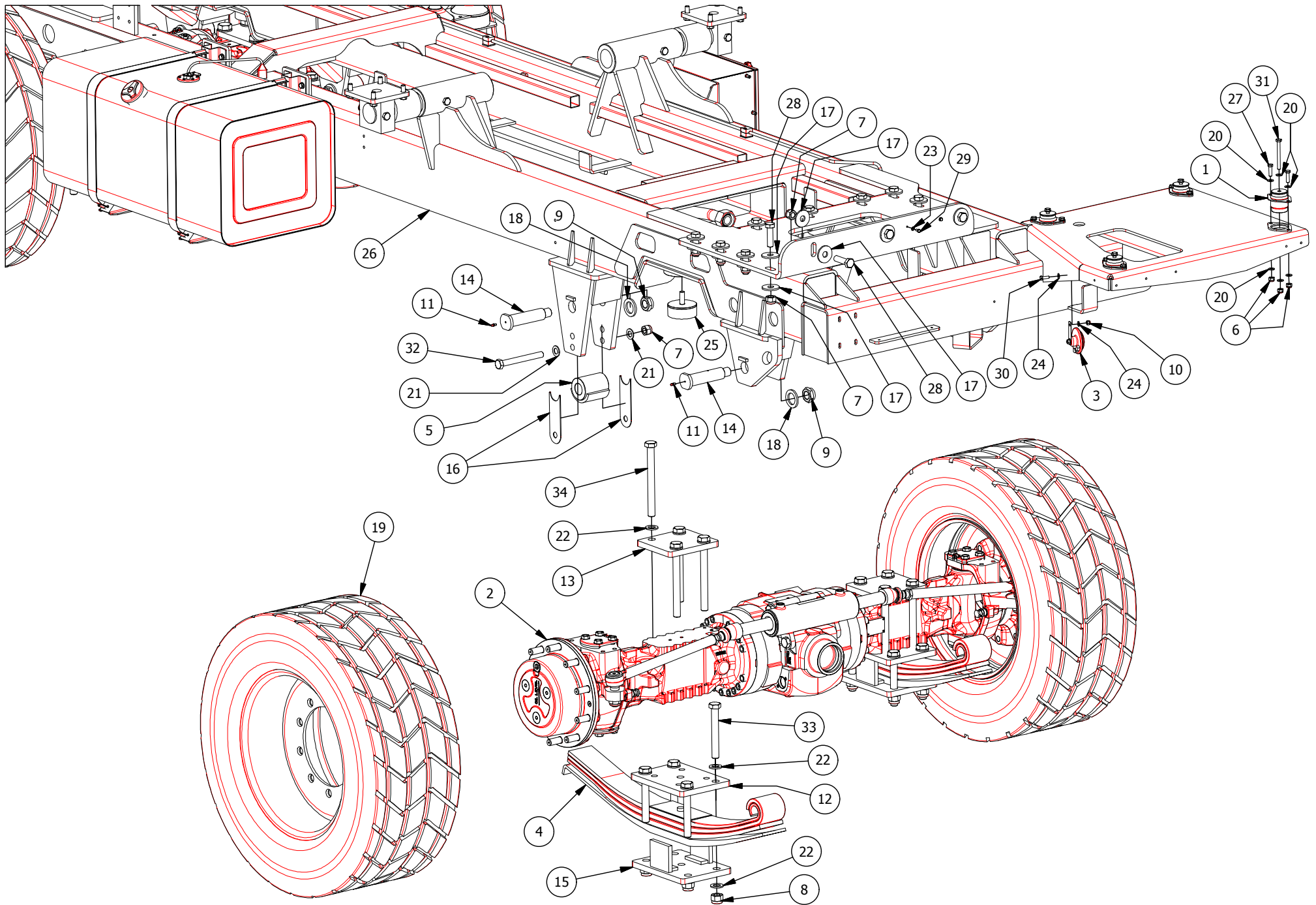
MAXI 4FINAL

170 – 200 – 220 – 240 – 270 - 300



**TABLE NO.
570.001-P1**

MAXI 4FINAL FRAME KIT - FRONT SIDE



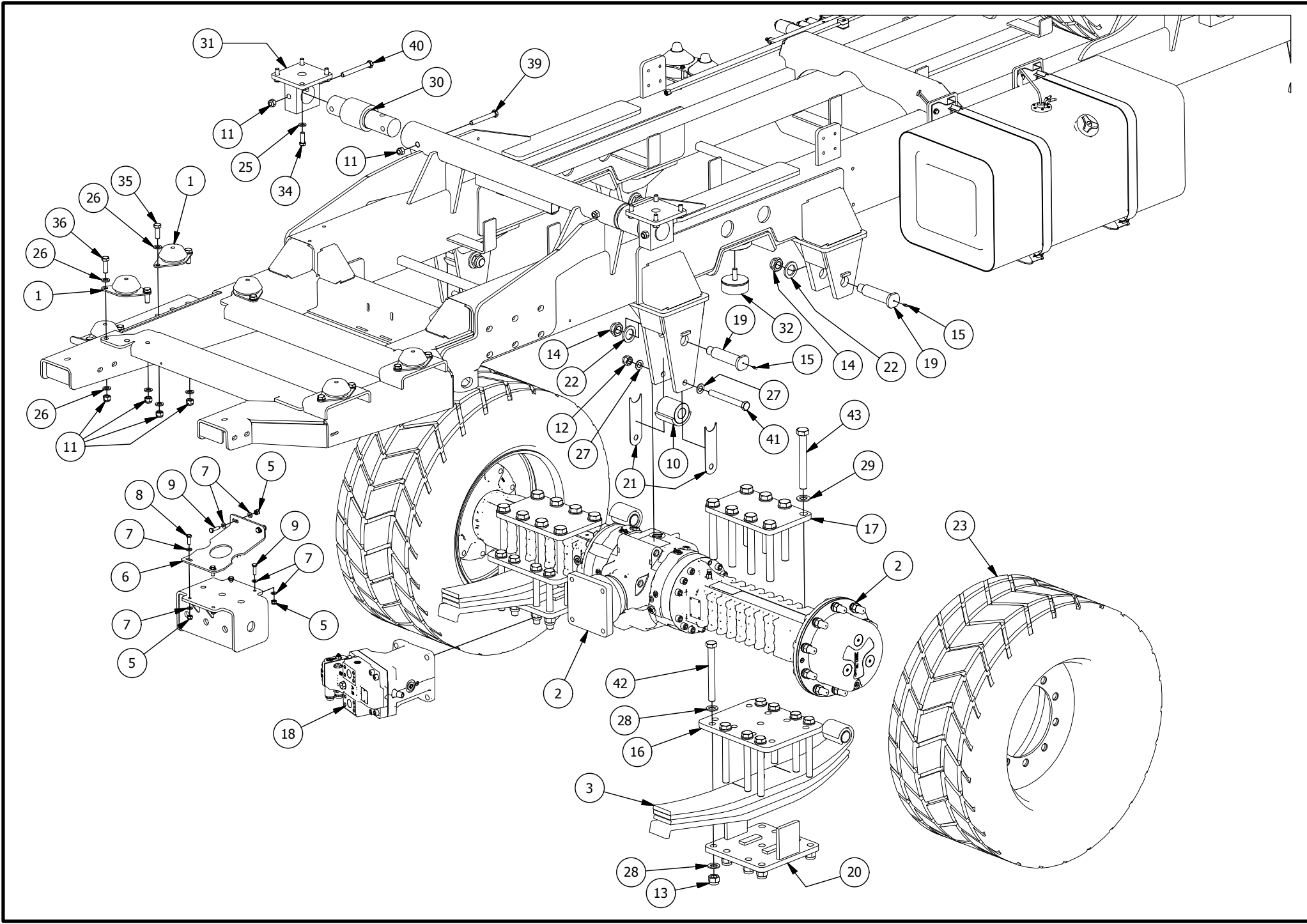
**TABLE N.
570.001-P1**

MAXI 4FINAL FRAME KIT – FRONT SIDE

POS.	QTY.	ITEM NO.	DESCRIPTION	Notes
1	4	631.017	CAB ANTI-VIBRATION	
2	1	635.510	FRONT AXLE	
3	1	631.197	HORN	
4	2	631.596	LEAF SPRING, 4 LEAVES	
5	2	520.104	BUSHING W/ LEAF SPRING SLIDE ANTI-WEAR BLOCK	
6	14	631.306	Self-lock Nut M10 UNI 7473 8.8 Zn	
7	16	600.630	Self-lock Nut M20 UNI 7473 8.8 Zn	
8	24	631.330	Self-lock Nut M24 UNI 7473 8.8 Zn	
9	8	631.371	Self-lock Nut M30 low UNI 7474 8.8 Zn	
10	1	610.454	Self-lock Nut M8 UNI 7473 8.8 Zn	
11	8	600.124	LUBRICATOR M6	
12	2	550.308	SHEET FRONT AXLE LOWER ATT. 20mm	
13	2	550.307	SHEET FRONT AXLE UPPER ATT. 20mm	
14	4	631.051	LEAF SPRING SUPPORT PIN 040 L.150 M30	
15	2	550.192	LOWER FRONT AXLE ATTACHMENT PLATE	
16	4	631.728	SIDE WEAR PLATE O HOLE 20.5 INT.148 H. TOT.178	
17	24	520.533	WASHER 060 O HOLE 20.5 SP.5mm	
18	8	550.701	WASHER 063 LEAF SPRING PINS 6mm	
19	2	635.507	COMPLETE SINGLE WHEEL 385-55 R22.5 10 HOLES STUD BOLTS M22	
20	36	600.322	Flat washer Di10.5 UNI 6592 8.8 Zn	
21	8	600.632	Flat washer Di21 UNI 6592 8.8 Zn	
22	56	600.336	Flat washer Di25 UNI 6592 8.8 Zn	
23	2	600.514	Flat washer Di6.4 UNI 6592 8.8 Zn	
24	2	600.115	Flat washer Di8.4 UNI 6592 8.8 Zn	
25	4	634.955	BUMPER PAD O100x40	
26	1	570.002	FRAME MAXI 4FINAL SELF-PROPELLED	
27	12	600.641	SCREW TE M10 x 35 UNI 5739 8.8 Zn	
28	12	631.642	SCREW TE M20 x 70 UNI 5739 10.9 Zn	
29	2	630.001	SCREW TE M6 x 12 UNI 5739 8.8 Zn	
30	1	600.702	SCREW TE M8 x 25 UNI 5739 8.8 Zn	
31	4	600.208	Screw TE M10 x 100 UNI 5737 8.8 Zn	
32	4	631.372	Screw TE M20 x 180 UNI 5737 10.9 Zn	
33	8	634.906	Screw TE M24 x 180 UNI 5737 10.9 Zn	
34	8	634.905	Screw TE M24 x 250 UNI 5737 12.9 Zn	

**TABLE NO.
570.001-P2**

MAXI 4FINAL FRAME KIT - REAR SIDE



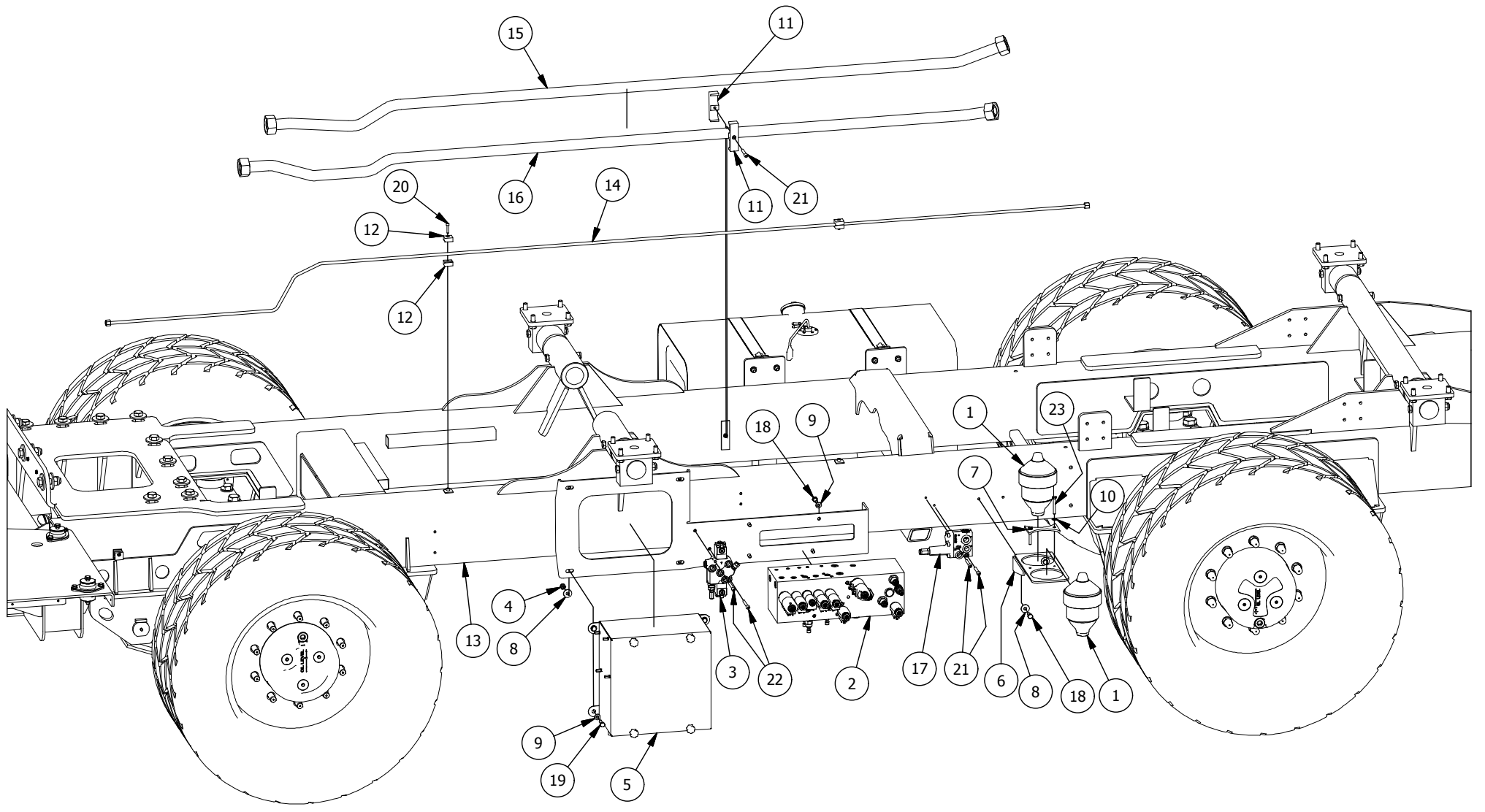
**TABLE N.
570.001-P2**

MAXI 4FINAL FRAME KIT – REAR SIDE

POS.	QTY.	ITEM NO.	DESCRIPTION	Notes
1	6	631.085	MOTOR ANTI-VIBRATION MOUNT	
2	1	635.511	REAR AXLE	
3	2	635.502	LEAF SPRING, 4 LEAVES	
4	1	530.791	MANIFOLD RX	
5	6	631.306	Self-lock Nut M10 UNI 7473 8.8 Zn	
6	1	530.792	FOLDED SHEET BLOCK SUPP. RH 6mm	
7	12	600.322	Flat washer Di10.5 UNI 6592 8.8 Zn	
8	2	600.148	SCREW TE M10 x 30 UNI 5739 8.8 Zn	
9	4	600.641	SCREW TE M10 x 35 UNI 5739 8.8 Zn	
10	2	570.003	BUSHING W/ LEAF SPRING SLIDE ANTI-WEAR BLOCK	
11	20	600.197	Self-lock Nut M16 UNI 7473 8.8 Zn	
12	16	600.630	Self-lock Nut M20 UNI 7473 8.8 Zn	
13	24	631.330	Self-lock Nut M24 UNI 7473 8.8 Zn	
14	8	631.371	Self-lock Nut M30 basso UNI 7474 8.8 Zn	
15	8	600.124	LUBRICATOR M6	
16	2	570.006	SHEET REAR AXLE LOWER ATT. 20mm	
17	2	570.007-a	SHEET REAR AXLE UPPER ATT. 20mm	
18	1	635.517	DRIVE MOTOR	
19	4	635.503	LEAF SPRING SUPPORT PIN 040 L.180 M30	
20	2	570.005	LOWER REAR AXLE ATTACHMENT PLATE	
21	4	570.004	SIDE WEAR PLATE O HOLE 20.5 INT.168 H. TOT.178	
22	8	550.701	WASHER 063 LEAF SPRING PINS 6mm	
23	2	635.504	COMPLETE SINGLE WHEEL 445-50 R22.5 10 HOLES FOR STUD BOLTS M22	
24	6	620.250	Flat washer L Di11 x De30 UNI 6593 8.8 Zn	
25	16	600.188	Flat washer Di15 UNI 6592 8.8 Zn	
26	24	600.031	Flat washer Di17 UNI 6592 8.8 Zn	
27	8	600.632	Flat washer Di21 UNI 6592 8.8 Zn	
28	56	600.336	Flat washer Di25 UNI 6592 8.8 Zn	
29	16	634.931	Flat washer Di28 UNI 6592 8.8 Zn	
30	4	631.021	SENSOR 070mm 6T L=320mm WITH CONNECTOR	
31	4	520.015 a	SENSOR BRACKET D.70	
32	4	634.955	BUMPER PAD O100x40	
33	6	600.006	SCREW TE M10 x 25 UNI 5739 8.8 Zn	
34	16	600.310	SCREW TE M14 x 40 UNI 5739 8.8 Zn	
35	10	610.167	SCREW TE M16 x 45 UNI 5739 8.8 Zn	
36	2	600.384	SCREW TE M16 x 50 UNI 5739 8.8 Zn	
37	3	634.912	Screw TCEI M8x55 UNI 5931	
38	2	631.390	Screw TCEI M8x65 UNI 5931 8.8 Zn	
39	4	600.392	Screw TE M16 x 120 UNI 5737 8.8 Zn	
40	4	600.595	Screw TE M16 x 140 UNI 5737 8.8 Zn	
41	4	631.372	Screw TE M20 x 180 UNI 5737 10.9 Zn	
42	16	634.944	Screw TE M24 x 220 UNI 5737 10.9 Zn	
43	16	634.929	Screw TE M27 x 220 UNI 5737 10.9 Zn	
44	2	610.525	Screw TE M8 x 60 UNI 5737 8.8 Zn	

**TABLE NO.
570.001-P3**

MAXI 4FINAL FRAME KIT - LEFT SIDE



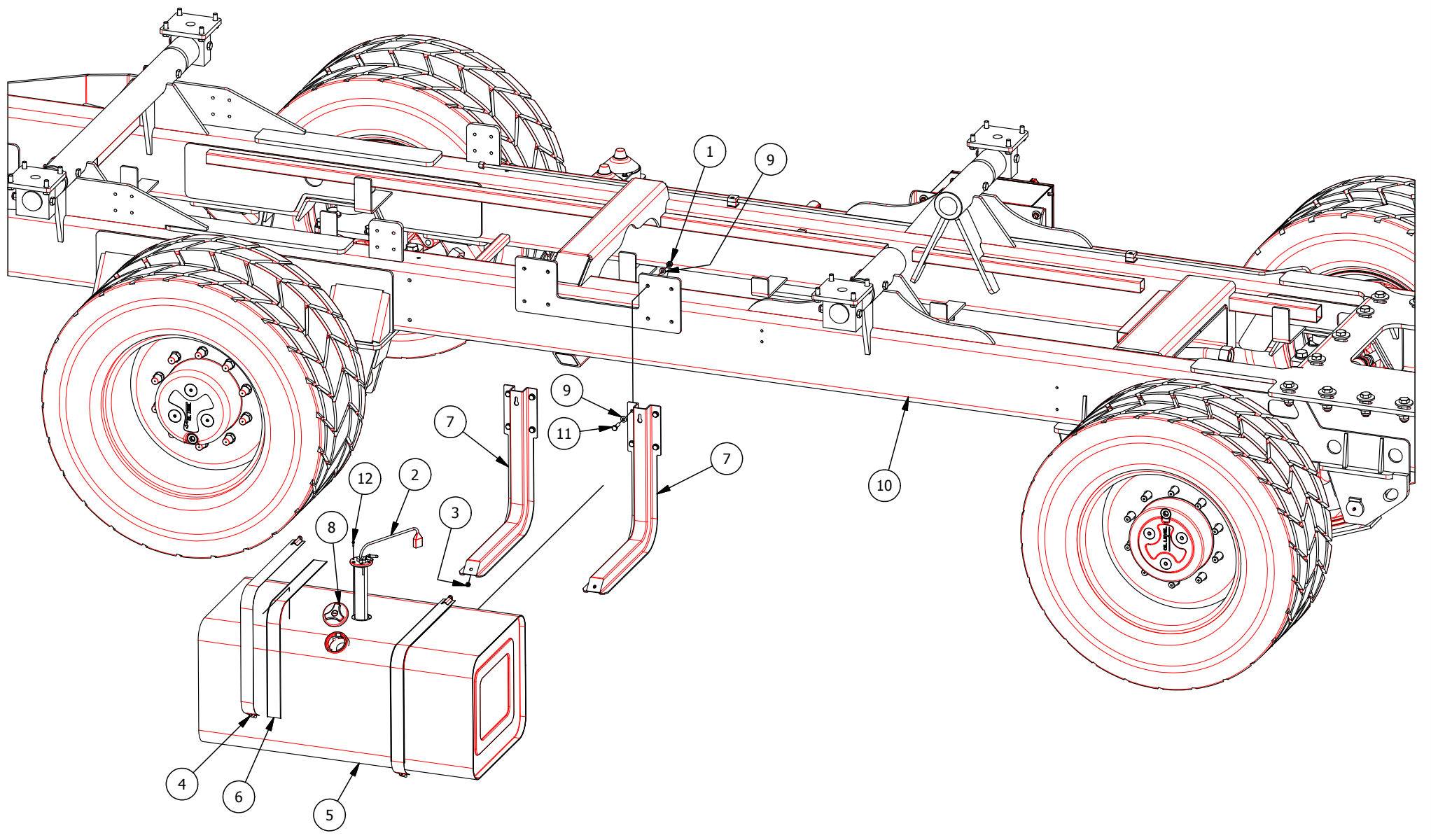
**TABLE N.
570.001-P3**

MAXI 4FINAL FRAME KIT – LEFT SIDE

POS.	QTY.	ITEM NO.	DESCRIPTION	Notes
1	2	635.318	ACCUMULATOR 0.75L PRECHARGED 30 BAR	
2	1	635.077-c	HYDRAULIC BLOCK COMATROL SERVICES	
3	1	631.060	DISTRIBUTOR FOR HYDRAULIC CONTROL CUTTER	
4	18	631.306	Self-lock Nut M10 UNI 7473 8.8 Zn	
5	1	634.859-a	ELECTRIC SYSTEM	
6	1	550.324	FOLDED SHEET SUPP. BRAKE ACCUMULATORS 6mm	
7	1	550.325	SHEET RETAINER FOR ACCUMULATORS 6mm	
8	6	620.250	Flat washer L Di11 x De30 UNI 6593 8.8 Zn	
9	44	600.322	Flat washer Di10.5 UNI 6592 8.8 Zn	
10	6	600.115	Flat washer Di8.4 UNI 6592 8.8 Zn	
11	2	634.864	SEMI-COLLAR CF5 38 38 PI BLACK (DOUBLE HOSE D38)	
12	8	610.038	SEMI-COLLAR SINGLE 010 BLACK (HOSE D10)	
13	1	570.002	FRAME MAXI 4FINAL SELF-PROPELLED	
14	1	530.039	HOSE 010 SP2mm REAR BRAKE	
15	1	560.419	HOSE 038 SP5mm CUTTER ROTOR MOTOR DELIVERY ON FRAME	
16	1	560.420	HOSE 038 SP5mm CUTTER ROTOR MOTOR RETURN ON FRAME	
17	1	635.521	VALVE	
18	6	600.006	SCREW TE M10 x 25 UNI 5739 8.8 Zn	
19	8	600.148	SCREW TE M10 x 30 UNI 5739 8.8 Zn	
20	4	610.040	Screw TCEI M6x30 UNI 5931 8.8 Zn	
21	3	634.912	Screw TCEI M8x55 UNI 5931	
22	2	631.390	Screw TCEI M8x65 UNI 5931 8.8 Zn	
23	2	610.525	Screw TE M8 x 60 UNI 5737 8.8 Zn	

**TABLE NO.
570.001-P4**

MAXI 4FINAL FRAME KIT - RIGHT SIDE



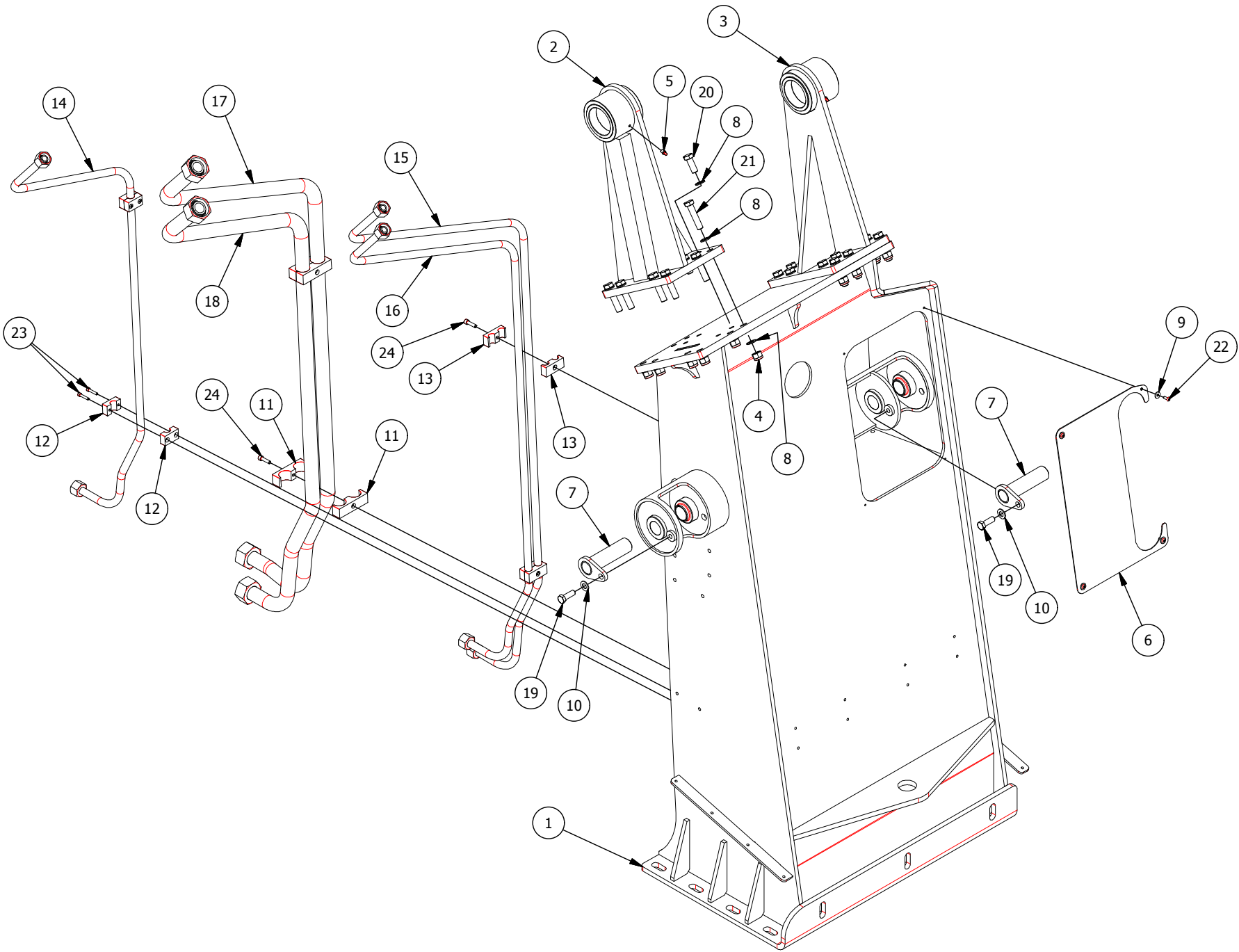
**TABLE N.
570.001-P4**

MAXI 4FINAL FRAME KIT – RIGHT SIDE

POS.	QTY.	ITEM NO.	DESCRIPTION	Notes
1	20	631.306	Self-lock Nut M10 UNI 7473 8.8 Zn	
2	1	631.274	DIESEL FUEL FLOAT	
3	2	600.553	Nut M8 UNI 5587 8.8 Zn	
4	2	631.716	BAND 450x450 FE WITH STUD AND THREADED HUB	
5	1	631.973	DIESEL FUEL TANK 450x500x1000 200L	
6	2	631.234	RUBBER UNDERBAND 850mm	
7	2	631.715	TANK SUPPORT BRACKET	
8	1	631.231	APPROVED CAP WITH KEY	
9	44	600.322	Flat washer Di10.5 UNI 6592 8.8 Zn	
10	1	570.002	FRAME MAXI 4FINAL SELF-PROPELLED	
11	12	600.641	SCREW TE M10 x 35 UNI 5739 8.8 Zn	
12	6	630.100	SCREW TE M4 x 12 UNI 5739 8.8 Zn	

**TABLE NO.
560.408**

MAXI 4FINAL CUTTER COLUMN ASSEMBLY

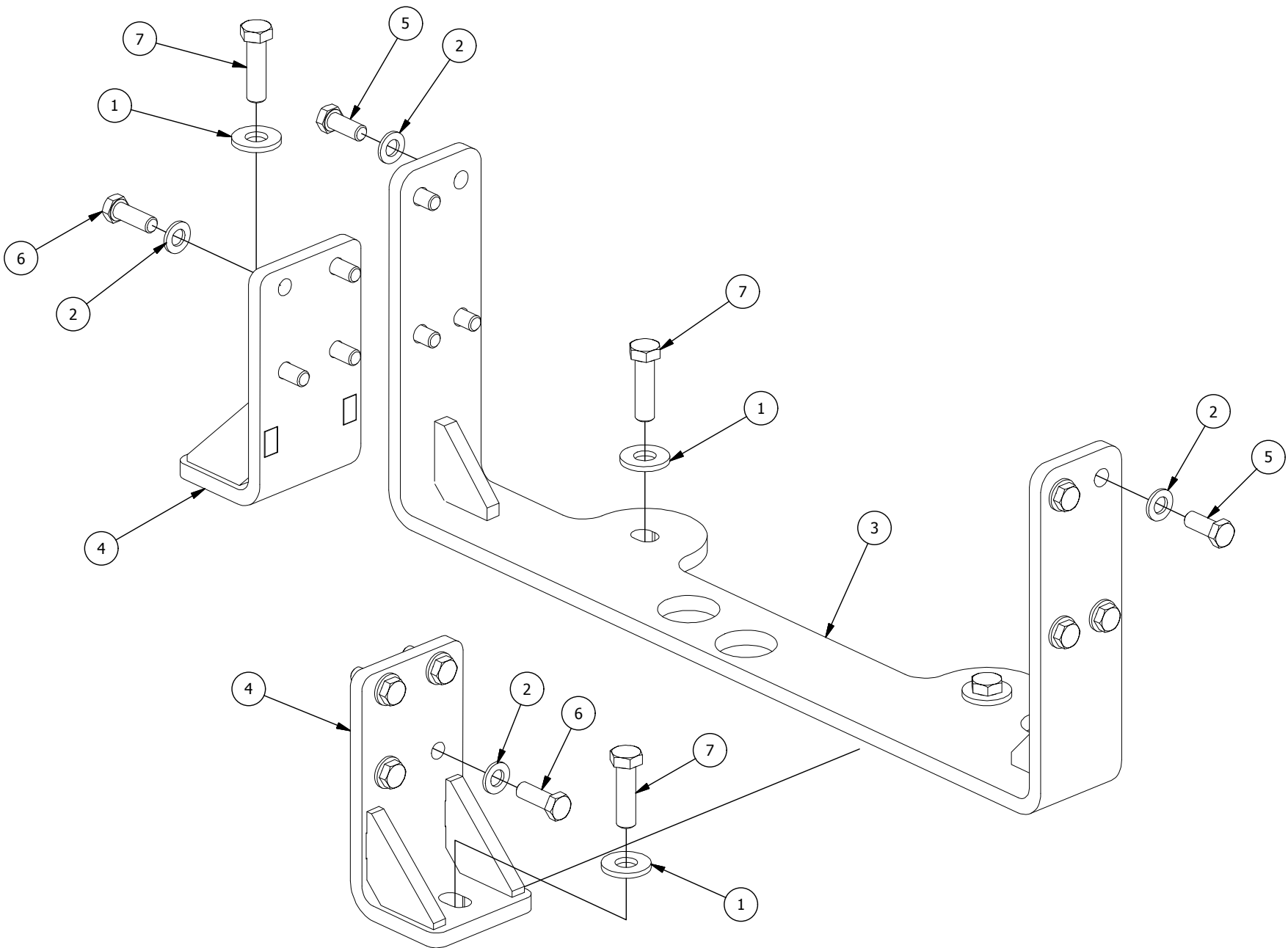


**TABLE N.
560.408****MAXI 4FINAL CUTTER COLIMN ASSEMBLY**

POS.	QTY.	ITEM NO.	DESCRIPTION	Notes
1	1	560.410-a	CUTTER SUPP. COLUMN MAXI 270	
2	1	520.453-a	CUTTER SUPPORT RH PREMIER 200 - MAXI 270	
3	1	520.454-a	CUTTER SUPPORT LH PREMIER 200 - MAXI 270	
4	12	600.197	Self-lock Nut M16 UNI 7473 8.8 Zn	
5	2	600.034	LUBRICATOR M8	
6	1	560.426	SHEET CYLINDER ATTACHMENT CAP ON COLUMN 2mm	
7	2	550.137	FASTENING PIN CUTTER LIFTING CYLINDERS ON COLUMN	
8	36	634.904	Washer C50 Di15 DIN 6916	
9	4	631.604	Flat washer L Di6.6 x De18 UNI 6593 8.8 Zn Black	
10	2	600.188	Flat washer Di15 UNI 6592 8.8 Zn	
11	4	634.864	SEMI-COLLAR CF5 38 38 PI BLACK (DOUBLE HOSE D38)	
12	4	631.194	SEMI-COLLAR CLC4 20 PP BLACK (SINGLE HOSE D20)	
13	4	631.193	SEMI-COLLAR CLCF3 20 20 PP BLACK (DOUBLE HOSE D20)	
14	1	560.418	HOSE 020 SP3mm CUTTER ROTOR MOTOR DRAINAGE	
15	1	560.417	HOSE 020 SP3mm CONV. ROLLER MOTOR DELIVERY	
16	1	560.416	HOSE 020 SP3mm CONV. ROLLER MOTOR RETURN	
17	1	560.415	HOSE 038 SP5mm CUTTER ROTOR MOTOR DELIVERY	
18	1	560.414	HOSE 038 SP5mm CUTTER ROTOR MOTOR RETURN	
19	2	600.310	SCREW TE M14 x 40 UNI 5739 8.8 Zn	
20	12	631.627	SCREW TE M16 x 40 UNI 5739 10.9 Zn	
21	12	631.631	SCREW TE M16 x 70 UNI 5739 10.9 Zn	
22	4	631.607	Screw TBCE M6 x 16 ISO 7380 8.8 Zn Black	
23	4	610.040	Screw TCEI M6x30 UNI 5931 8.8 Zn	
24	4	600.408	Screw TCEI M8x30 UNI 5931 8.8 Zn	

**TABLE NO.
570.008**

4FINAL J.D 6068HF-C08 MOTOR SUPPORT



**TABLE N.
570.008**

4FINAL J.D 6068HFC08 MOTOR SUPPORT

POS.	QTY.	ITEM NO.	DESCRIPTION	Notes
1	4	520.948	WASHER O.D. 36mm I.D 16.4mm Th.4mm	
2	16	600.089	Flat washer Di13 UNI 6592 8.8 Zn	
3	1	570.010	BRACK. motor-pump cradle coupler	
4	2	570.009	BRACK. MOTOR FLYWHEEL SIDE	
5	8	610.962	SCREW TE M12 x 30 UNI 5739 8.8 Zn	
6	8	620.393	SCREW TE M12 x 35 UNI 5739 10.9 Zn	
7	4	630.119	SCREW TE M14 x 50 UNI 5739 8.8 Zn	

**TABLE NO.
MOTOR PUMP**

KIT HYDRAULIC PUMP MAXI 4FINAL

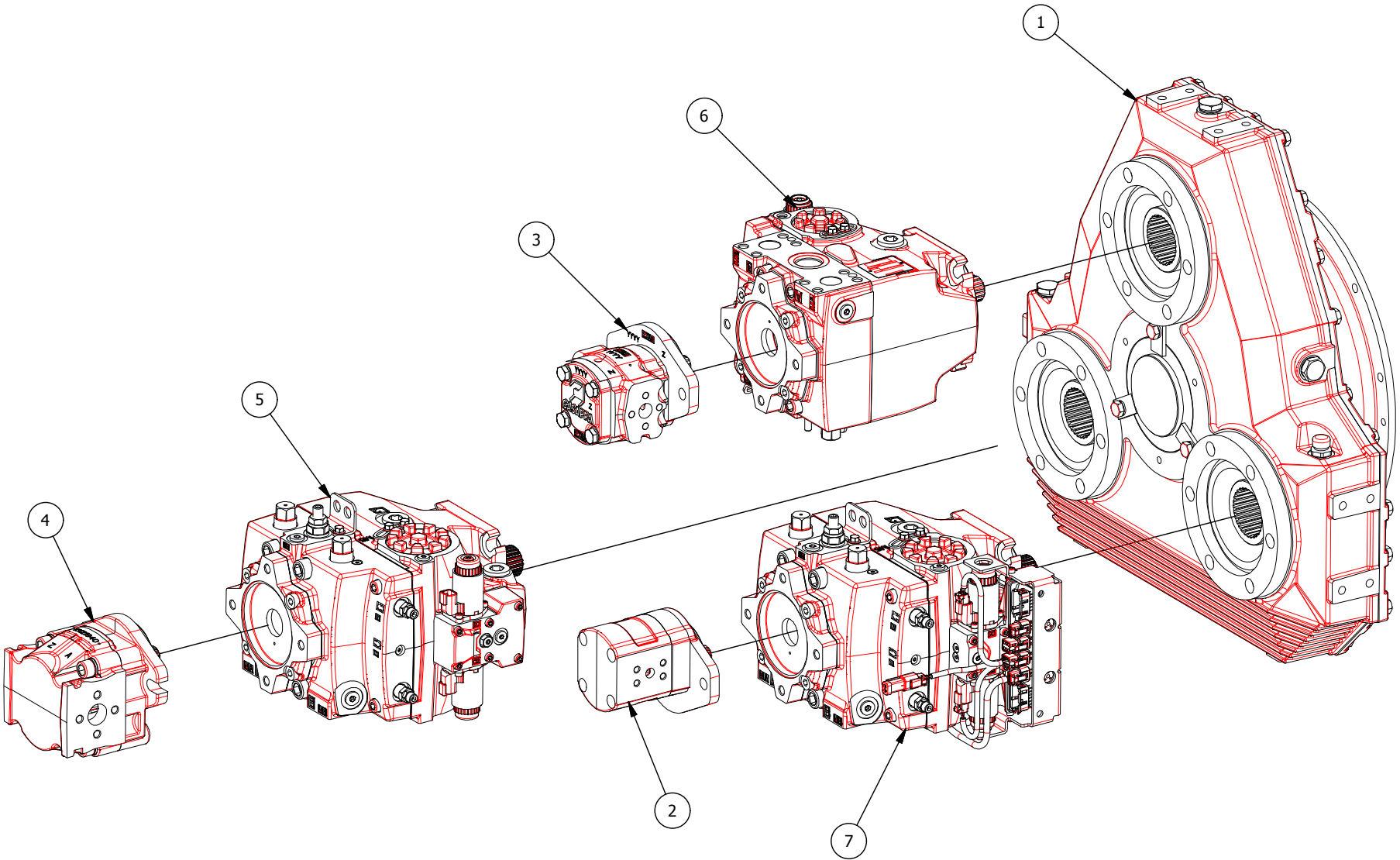
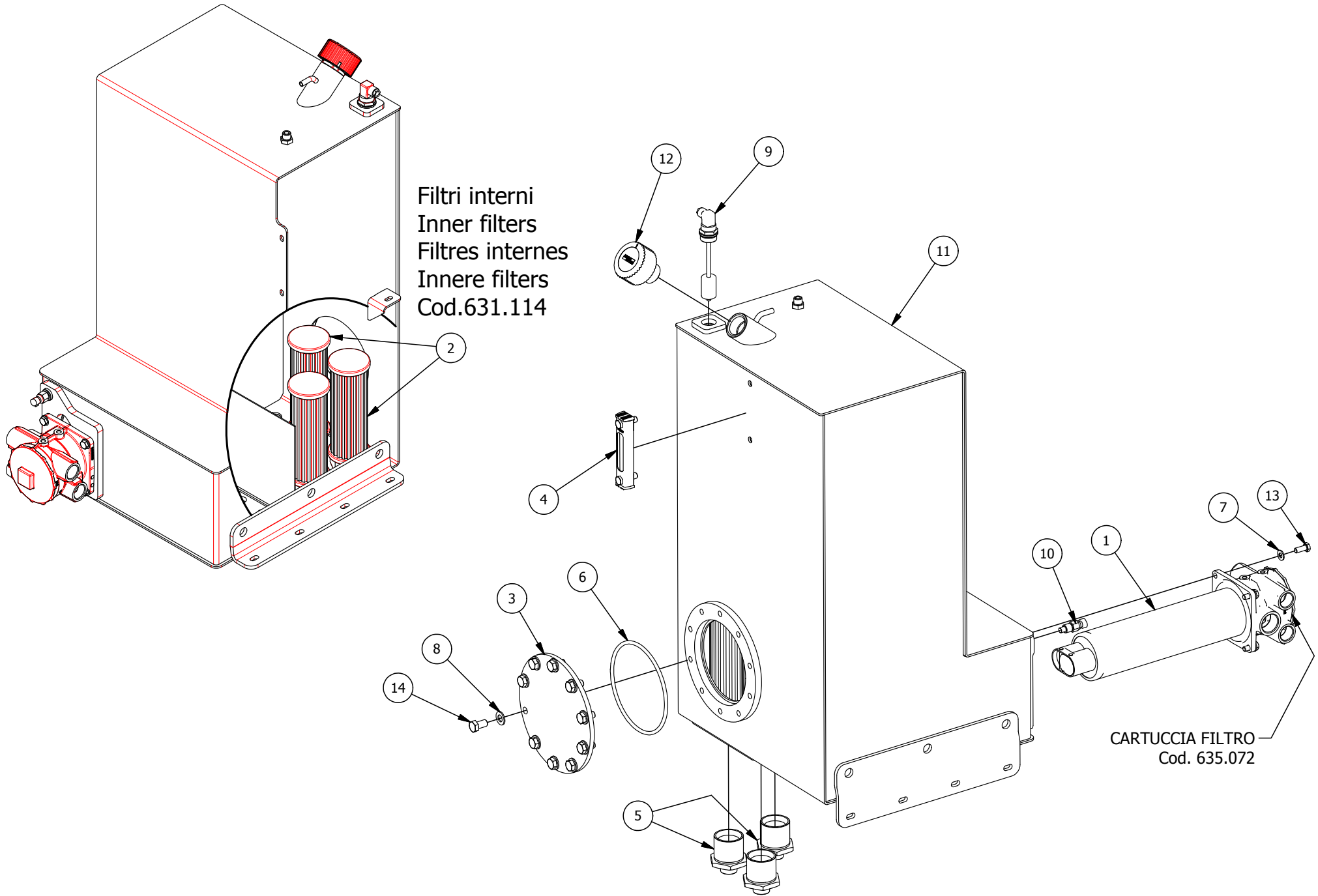


TABLE N.**KIT HYDRAULIC PUMP MAXI 4FINAL**

POS.	QTY.	ITEM NO.	DESCRIPTION	Notes
1	1	635.612	PUMPS MOTOR COUPLER	
2	1	635.501	PUMP CASAPPA 14cc IN CAST IRON	
3	1	635.532	PUMP CASAPPA 21cc IN CAST IRON	
4	1	635.500	PUMP CASAPPA 27cc IN CAST IRON	
5	1	635.278	AUGER PUMP DANFOSS	
6	1	635.518-	CUTTER PUMP DANFOSS	
7	1	635.516	DRIVE PUMP DANFOSS	



Filtri interni
Inner filters
Filtres internes
Innere filters
Cod.631.114

CARTUCCIA FILTRO
Cod. 635.072

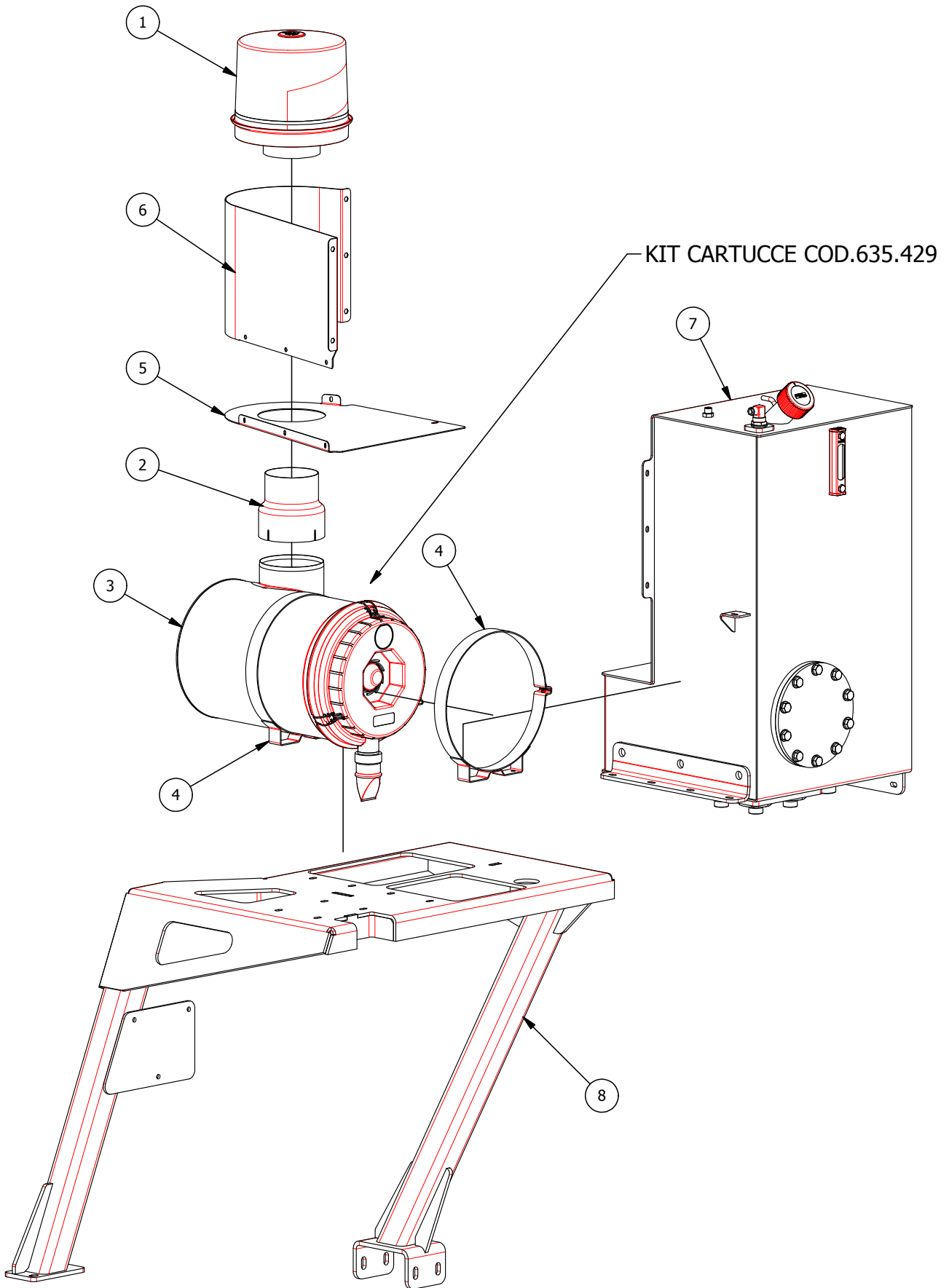
**TABLE N.
570.014**

HYDRAULIC OIL TANK MAXI 4 FINAL

POS.	QTY.	ITEM NO.	DESCRIPTION	Notes
1	1	634.878	COMBINED FILTER	
2	3	631.114	OIL RESERVOIR IMMERSSED FILTER	
3	1	520.029	INSPECTION FLANGE OIL RESERVOIR	
4	1	631.023	LEVEL GAUGE WITH THERMOMETER	
5	3	632.484-b	REDCTION NIPPLE 2" GAS - 1" GAS	
6	1	631.098	O-RING 8725 Øi 183.5 Ø7	
7	4	600.322	Flat washer Di10.5 UNI 6592 8.8 Zn	
8	10	600.188	Flat washer Di15 UNI 6592 8.8 Zn	
9	1	631.103	ELECTROMAGNETIC LEVEL SENSOR	
10	1	634.040	OIL TEMPERATURE SENSOR	
11	1	570.015	HYDRAULIC OIL RESERVOIR MAXI 4 FINAL SELF-PROPELLED	
12	1	631.052	OIL RESERVOIR CAP	
13	4	600.006	SCREW TE M10 x 25 UNI 5739 8.8 Zn	
14	10	610.155	SCREW TE M14 x 25 UNI 5739 8.8 Zn	

**TABLE NO.
570.012**

KIT SUPPORT AIR AND HYDRAULIC OIL TANK



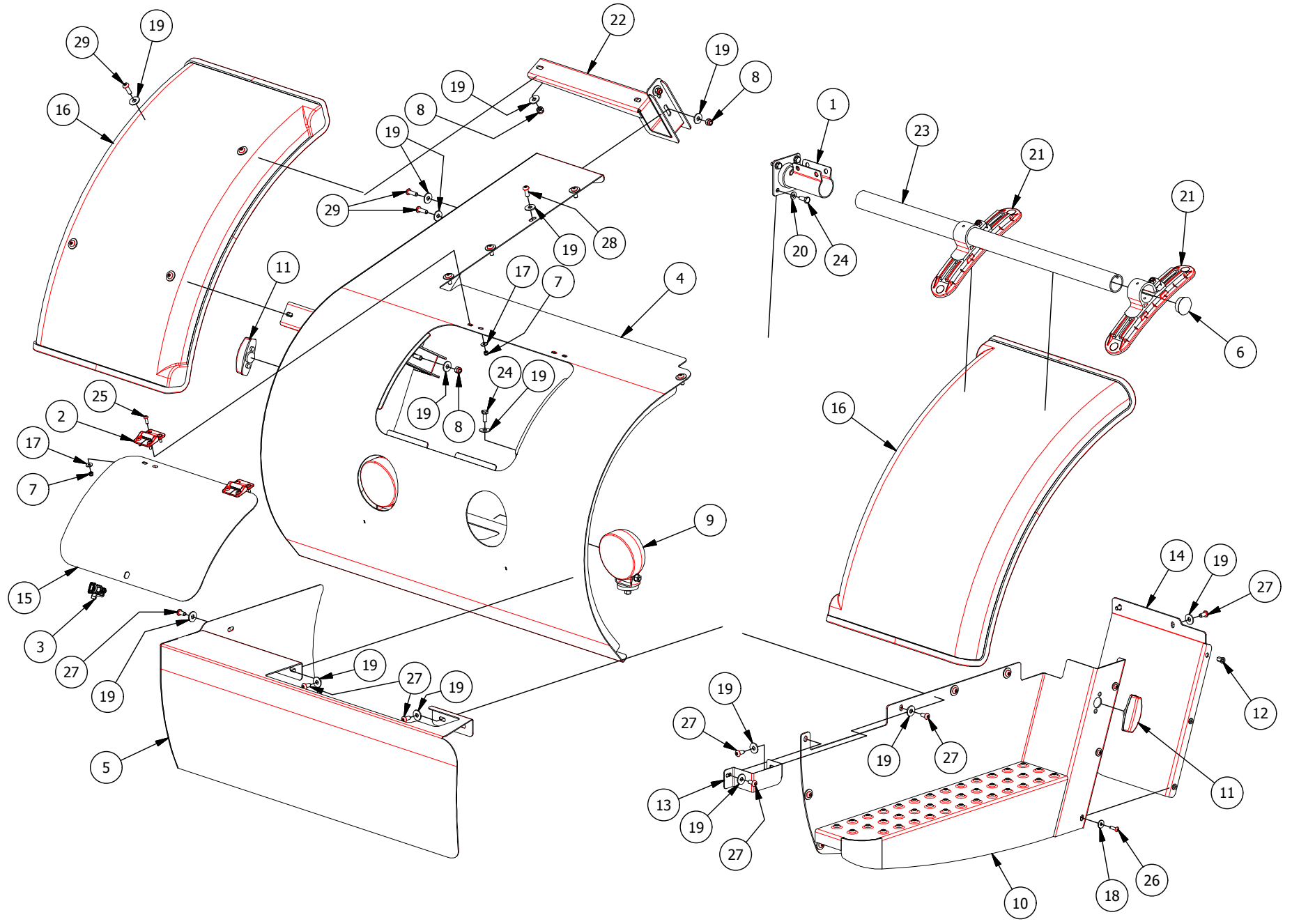
**TABLE N.
570.012**

KIT SUPPORT AIR AND HYDRAULIC OIL TANK

POS.	QTY.	ITEM NO.	DESCRIPTION	Notes
1	1	635.608	PREFILTER TOP-SPIN	
2	1	635.607	AIR FILTER ADAPTOR	
3	1	635.605	AIR FILTER	
4	2	635.606	FILTER ATTACHMENT BAND	
5	1	570.052	FOLDED SHEET LOWER BULKHEAD AIR FILTER 2mm	
6	1	570.051	FOLDED SHEET UPPER BULKHEAD AIR FILTER 2mm	
7	1	570.014	HYDRAULIC OIL RESERVOIR ASSEMBLY MAXI 4 FINAL	
8	1	570.013	AIR FILTER AND OIL RESERVOIR SUPPORT	

**TABLE NO.
570.064**

FRONT COMPARTMENT KIT

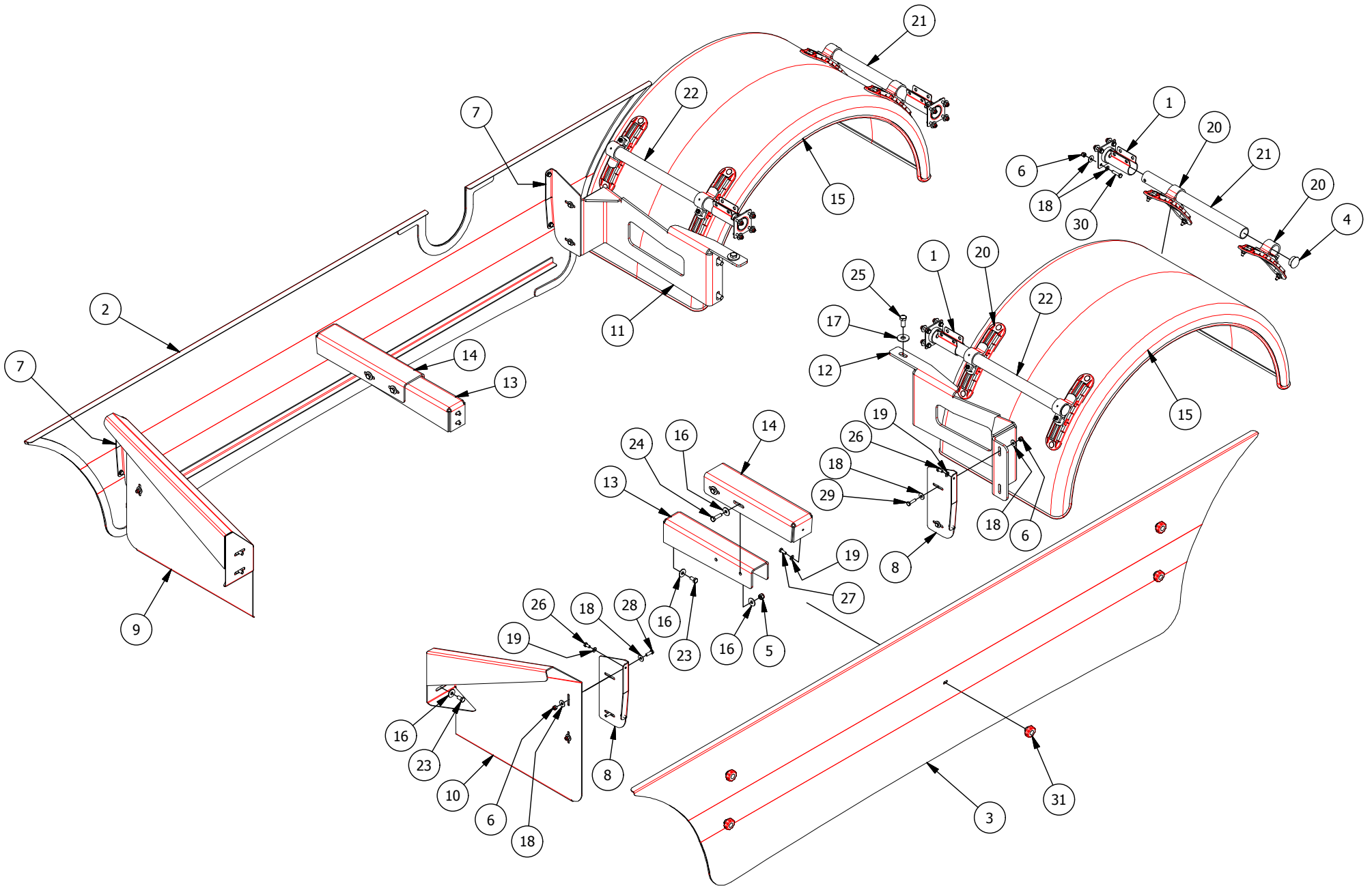


**TABLE N.
570.064****FRONT COMPARTMENT KIT**

POS.	QTY.	ITEM NO.	DESCRIPTION	Notes
1	1	631.187	FENDER BRACKET ATTACHMENT	
2	2	631.078	HINGE 57X51 HOLES 5.2 DIST. BETW. HOLES 34mm	
3	1	631.137	LATCH LOCK	
4	1	570.066	FRONT CENTRAL HOOD MAXI	
5	1	570.065	FRONT HOOD BELOW CAB	
6	1	631.205	BLACK HEAD COVER 042 FOR PIPE 0i 36 01SFL42A	
7	8	630.266	Self-lock Nut M5 UNI 7473 8.8 Zn	
8	8	610.454	Self-lock Nut M8 UNI 7473 8.8 Zn	
9	2	634.877	WORK LIGHT W/ 6 LEDs 12 24 VOLT	
10	1	570.069	CAB STEPS	
11	2	631.201	DIRECTIONAL LIGHT INDICATOR COMPL. W/ LAMP 12V	
12	3	631.129	STEEL INSERT ROUND HEAD HEXAGONAL SHAFT M6	
13	1	570.070	FOLDED SHEET BRAKE PUMP COVER SP.2mm	
14	1	520.718	FOLDED SHEET MUDSHIELD BEHIND CAB 3mm	
15	1	520.514	FOLDED SHEET FRONT HOOD HATCH 2mm	
16	2	631.185	FRONT FENDER INJ 800x450	
17	8	631.610	Flat washer L Di5.5 x De15 UNI 6593 8.8 Zn Black	
18	3	631.604	Flat washer L Di6.6 x De18 UNI 6593 8.8 Zn Black	
19	37	631.602	Flat washer L Di9 x De24 UNI 6593 8.8 Zn Black	
20	4	600.115	Flat washer Di8.4 UNI 6592 8.8 Zn	
21	2	631.186	FENDER ADJUSTABLE NYLON BRACKET	
22	2	520.513	RH FRONT FENDER BRACKET	
23	1	570.067	TUBE D. 42 X 3 FE37 L.820 FENDER SUPPORT	
24	6	600.223	SCREW TE M8 x 20 UNI 5739 8.8 Zn	
25	8	631.608	Screw TBCE M5 x 16 ISO 7380 8.8 Zn Black	
26	3	631.605	Screw TBCE M6 x 20 ISO 7380 8.8 Zn Black	
27	14	631.612	Screw TBCE M8 x 16 ISO 7380 8.8 Zn Black	
28	5	631.600	Screw TBCE M8 x 20 ISO 7380 8.8 Zn Black	
29	8	631.611	Screw TBCE M8 x 25 ISO 7380 8.8 Zn Black	

**TABLE NO.
570.057**

FENDER COVER AND SIDE SUPPORTS



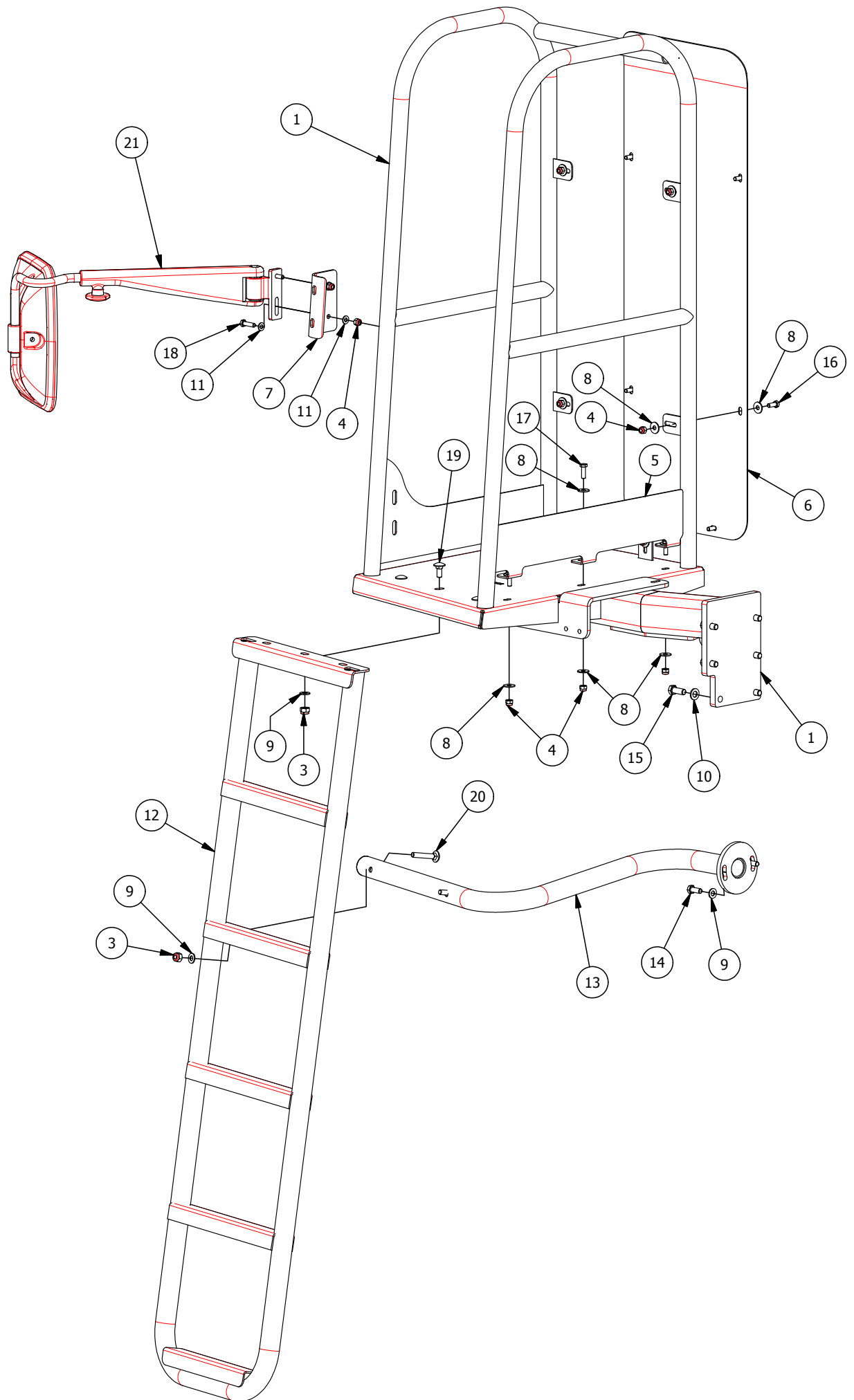
**TABLE N.
570.057**

FENDERS COVER AND SIDE SUPPORTS

POS.	QTY.	ITEM NO.	DESCRIPTION	Notes
1	4	631.187	FENDER BRACKET ATTACHMENT FQAAATT042Z0	
2	1	570.062	SIDE FAIRING RH	
3	1	570.060	SIDE FAIRING LH	
4	4	631.205	BLACK HEAD COVER 042 FOR PIPE 0i 36 01SFL42A	
5	8	631.306	Self-lock Nut M10 UNI 7473 8.8 Zn	
6	24	610.454	Self-lock Nut M8 UNI 7473 8.8 Zn	
7	2	530.015-a	FOLDED SHEET RH FRONT ATT. FAIRING 3mm	
8	2	530.014-a	FOLDED SHEET LH FRONT ATT. FAIRING 3mm	
9	1	520.408-a	FOLDED SHEET FENDER BEHIND RH WHEEL 3mm	
10	1	520.409-a	FOLDED SHEET FENDER BEHIND LH WHEEL 3mm	
11	1	520.539	FOLDED SHEET SIDE HULL SUPP. RH 8mm	
12	1	520.538	FOLDED SHEET SIDE HULL SUPP. LH 8mm	
13	2	570.061	SHEET PRIMARY SIDE HOOD SUPP. 6mm	
14	2	530.035-a	SHEET SECONDARY SIDE HOOD SUPP. 6mm	
15	2	631.723	REAR FENDER INJ 1760x1150x600 IPREB50600N0	
16	24	620.250	Flat washer L Di11 x De30 UNI 6593 8.8 Zn	
17	6	631.377	Flat washer L Di16 x De42 UNI 6593 8.8 Zn	
18	32	610.185	Flat washer L Di9 x De24 UNI 6593 8.8 Zn	
19	26	600.115	Flat washer Di8.4 UNI 6592 8.8 Zn	
20	8	631.186	FENDER ADJUSTABLE NYLON BRACKET IQAYSTA042R1	
21	2	570.059	TUBE D. 42 X 3 FE37 L.485 FENDER SUPPORT	
22	2	570.058	TUBE D. 42 X 3 FE37 L.605 FENDER SUPPORT	
23	8	600.227	SCREW TE M10 x 20 UNI 5739 8.8 Zn	
24	8	600.641	SCREW TE M10 x 35 UNI 5739 8.8 Zn	
25	6	600.620	SCREW TE M14 x 30 UNI 5739 8.8 Zn	
26	8	600.061	SCREW TE M8 x 16 UNI 5739 8.8 Zn	
27	2	600.223	SCREW TE M8 x 20 UNI 5739 8.8 Zn	
28	4	600.702	SCREW TE M8 x 25 UNI 5739 8.8 Zn	
29	4	600.757	SCREW TE M8 x 30 UNI 5739 8.8 Zn	
30	16	600.851	SCREW TE M8 x 35 UNI 5739 8.8 Zn	
31	10	631.949	KNOB FEMALE M8x12 1052F4000800	

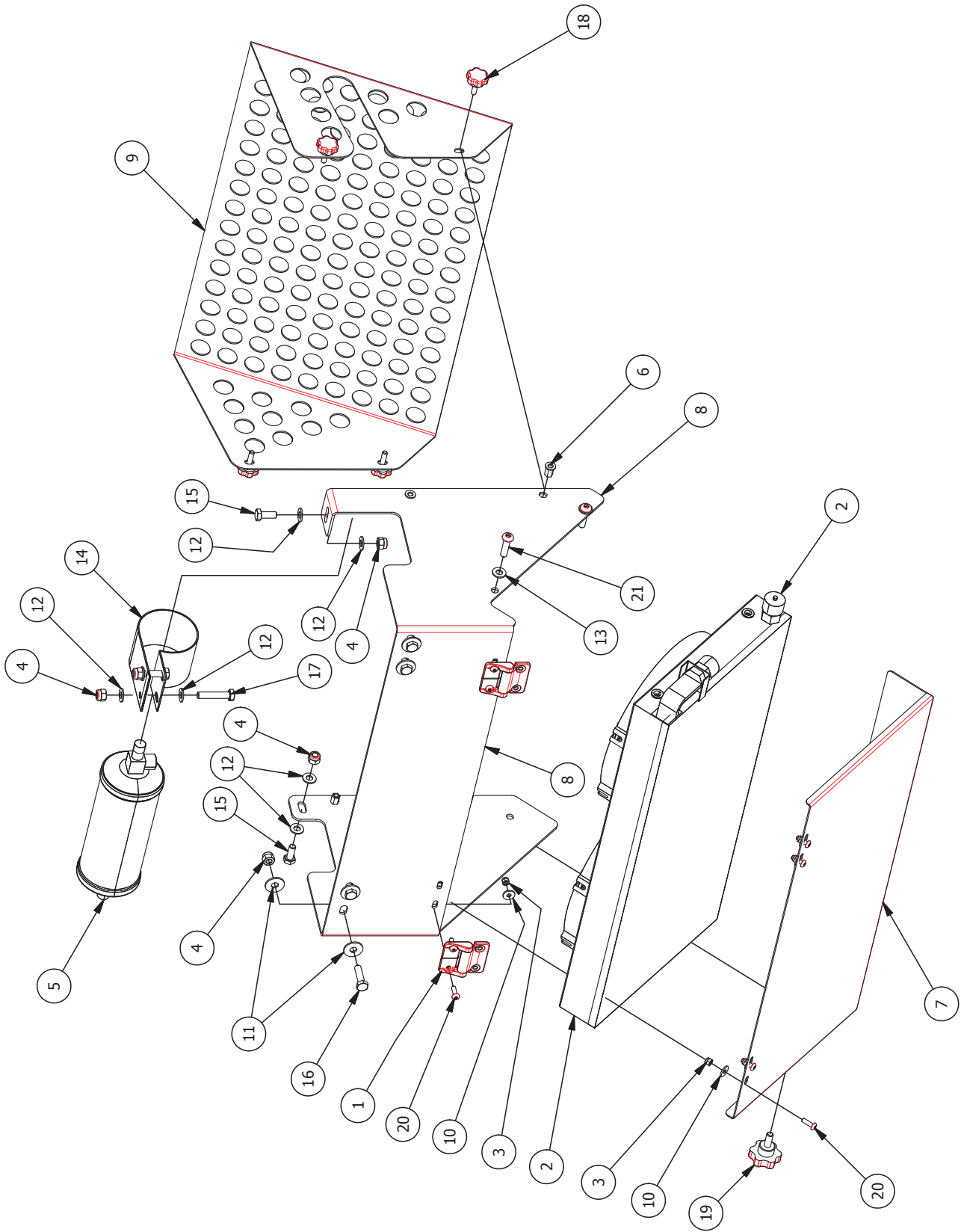
**TABLE NO.
550.285**

INSPECTION PLATFORM KIT FOR MAXI MIXING TANK



**TABLE N.
550.285****INSPECTION PLATFORM KIT FOR MAXI MIXING TANK**

POS.	QTY.	ITEM NO.	DESCRIPTION	Notes
1	1	550.286	SELF-PROPELLED UPPER PLATFORM	
2	1	631.205	BLACK HEAD COVER Ø42 FOR PIPE Øi 36	
3	5	631.306	Self-lock Nut M10 UNI 7473 8.8 Zn	
4	11	610.454	Self-lock Nut M8 UNI 7473 8.8 Zn	
5	1	550.288	SHEET FLOOR LH 3mm	
6	1	550.287	FOLDED SHEET REAR RAILING 2mm	
7	1	540.710	FOLDED SHEET SUPP. APPROVED MIRROR 4mm	
8	18	610.185	Flat washer L Di9 x De24 UNI 6593 8.8 Zn	
9	7	600.322	Flat washer Di10.5 UNI 6592 8.8 Zn	
10	6	600.089	Flat washer Di13 UNI 6592 8.8 Zn	
11	4	600.115	Flat washer Di8.4 UNI 6592 8.8 Zn	
12	1	520.234-a	LADDER FOR SELF-PROPELLED MACH. 5 STEPS	
13	1	550.289	PIPE FASTENING LADDER TO CUTTER COLUMN	
14	2	600.006	SCREW TE M10 x 25 UNI 5739 8.8 Zn	
15	6	610.962	SCREW TE M12 x 30 UNI 5739 8.8 Zn	
16	6	600.223	SCREW TE M8 x 20 UNI 5739 8.8 Zn	
17	3	600.702	SCREW TE M8 x 25 UNI 5739 8.8 Zn	
18	2	600.757	SCREW TE M8 x 30 UNI 5739 8.8 Zn	
19	3	631.336	Screw TTQST M10 x 25 UNI 5731 8.8 Zn	
20	2	631.650	Screw TTQST M10 x 60 UNI 5731 8.8 Zn	
21	1	631.929	MIRROR RH HEATED 12V 7399D00	

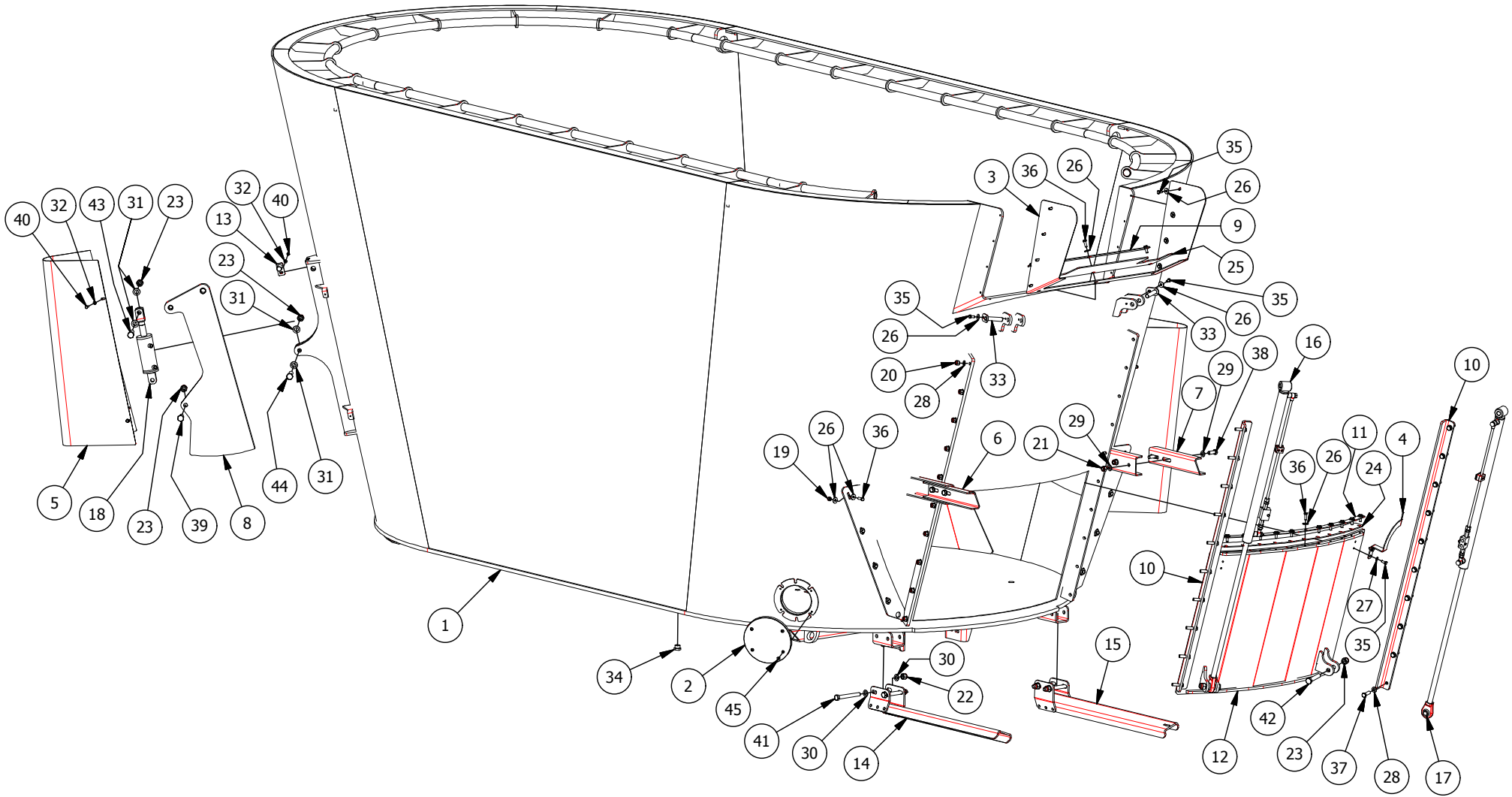


**TABLE N.
530.939****ASSEMBLY SUPPORT GROUP CONDITIONING PREMIER**

POS.	QTY.	ITEM NO.	DESCRIPTION	Notes
1	2	631.078	HINGE 57X51 HOLES Ø5.2 DIST. BETW. HOLES 34mm	
2	1	631.207	CONDENSER WITHOUT FANS M12808	
3	8	630.266	Self-lock Nut M5 UNI 7473 8.8 Zn	
4	8	610.454	Self-lock Nut M8 UNI 7473 8.8 Zn	
5	1	631.208	HORIZONTAL DEHYDRATOR FILTER M12809	
6	4	631.129	STEEL INSERT ROUND HEAD HEXAGONAL SHAFT M6	
7	1	525.347	FOLDED SHEET, PERFORATED 1.5 HOLES Ø4 PROT. RAD. A.C.	
8	1	520.236-a	FOLDED SHEET SUPP. RAD. A.C. 3mm	
9	1	520.563-a	FOLDED SHEET CLOSING PLATFORM REAR 2mm	
10	8	630.490	Flat washer L Di5.5 x De15 UNI 6593 8.8 Zn	
11	8	610.185	Flat washer L Di9 x De24 UNI 6593 8.8 Zn	
12	8	600.115	Flat washer Di8.4 UNI 6592 8.8 Zn	
13	3	631.601	Flat washer Di8.4 UNI 6592 8.8 Zn Nere	
14	1	631.209	DEHYDRATOR FILTER HOLDER BRACKET M12811	
15	2	600.223	SCREW TE M8 x 20 UNI 5739 8.8 Zn	
16	4	600.757	SCREW TE M8 x 30 UNI 5739 8.8 Zn	
17	2	630.008	SCREW TE M8 x 40 UNI 5739 8.8 Zn	
18	4	631.210	KNOB MALE M6x20	
19	1	620.471	KNOB W/6 LOBES MALE M8x20	
20	8	631.608	Screw TBCE M5 x 16 ISO 7380 8.8 Zn Black	
21	3	631.613	Screw TBCE M8 x 30 ISO 7380 8.8 Zn Black	

**TABLE NO.
560.450**

MIXING TANK KIT OF MAXI UNIT



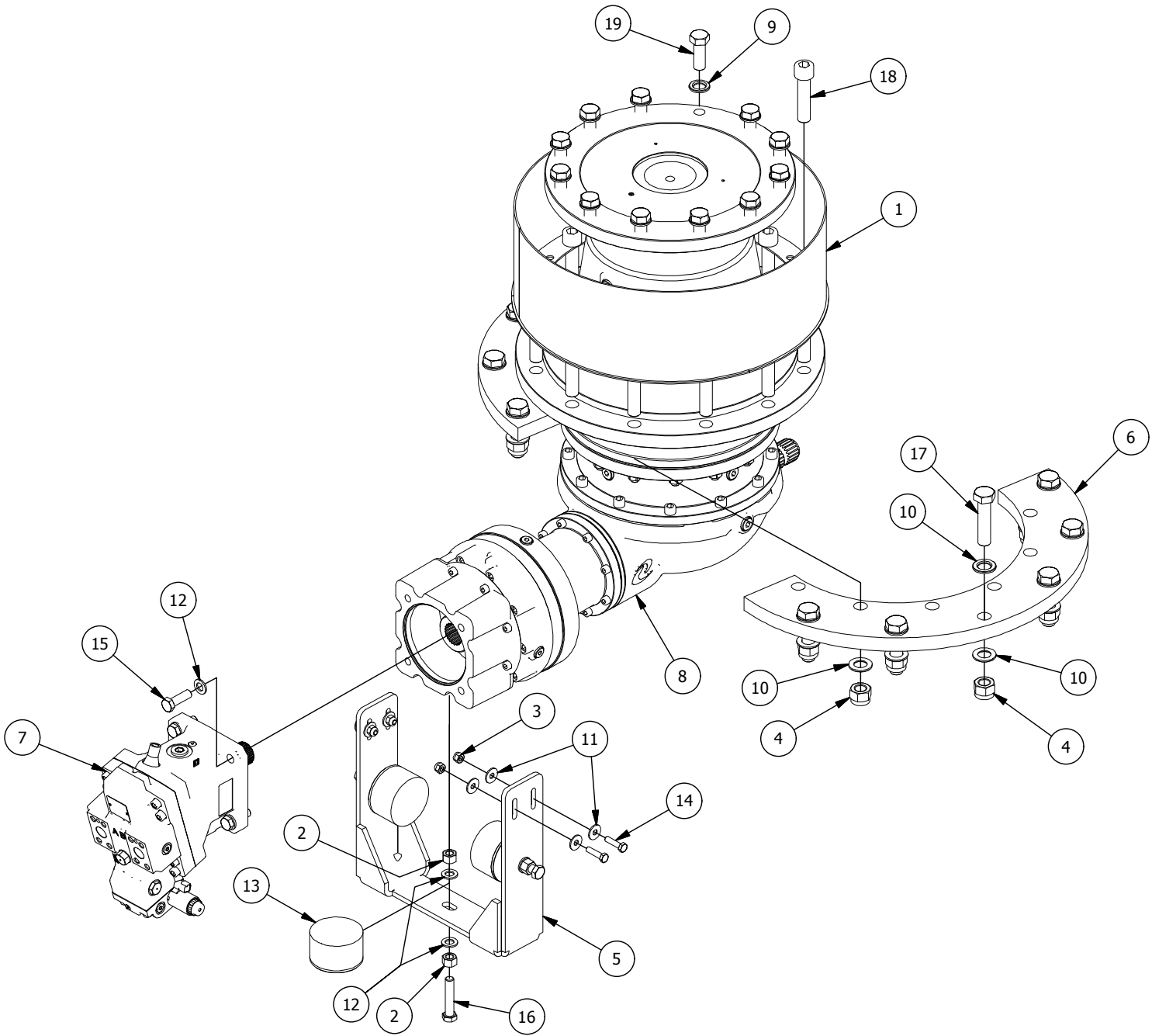
**TABLE N.
560.450**

MIXING TANK KIT OF MAXI UNIT

POS.	QTY.	ITEM NO.	DESCRIPTION	Notes
1	1	565.302	MIXING TANK SELF-PROPELLED MAXI 300 STD WITH LARG. CUTTER	
2	1	520.586	COVER FOR HOPPER HOLE	
3	1	550.131	FOLDED SHEET OPENING MIXING TANK 4mm	
4	1	520.218	FOLDED SHEET RH DOOR INDICATOR 4mm	
5	2	520.138	FOLDED SHEET COUNTER-KNIFE PROTECTION L.900mm	
6	1	525.196	FOLDED SHEET RH CONVEYOR BELT SUPP. 6mm	
7	1	525.195	FOLDED SHEET LH CONVEYOR BELT SUPP. 6mm	
8	2	520.078	COUNTER-KNIFE BLADE 900mm	
9	1	550.132	SHEET RUBBER BLADE CUTTER OPENING ON MIXING TANK 4mm	
10	2	520.041	FOLDED SHEET 10mm DOOR GUIDE	
11	1	520.081	SHEET 3mm DOOR RUBBER HOLDER	
12	1	560.404	UNLOADING DOOR FOR MIXING TANK	
13	2	520.139	COUNTER-KNIFE BRACKET PIN L.900mm	
14	1	520.724	UNLOADING BELT SUPPORT RH	
15	1	520.723	UNLOADING BELT SUPPORT LH	
16	1	550.229	CYLINDER 40 25x800 COMPL. W/ ACCES. AND FITT. RH	
17	1	550.226	CYLINDER 40 25x800 COMPL. W/ ACCES. AND FITT. LH	
18	2	520.049 a	DOUBLE ACTING CYLINDER 70 30x60 cod. DE0703004	
19	8	631.306	Self-lock Nut M10 UNI 7473 8.8 Zn	
20	20	600.626	Self-lock Nut M14 UNI 7473 8.8 Zn	
21	4	600.197	Self-lock Nut M16 UNI 7473 8.8 Zn	
22	4	600.263	Self-lock Nut M18 UNI 7473 8.8 Zn	
23	8	600.630	Self-lock Nut M20 UNI 7473 8.8 Zn	
24	1	520.082	BLACK RUBBER 4mm CLOTH-LINED MIXING TANK DOOR COVERING	
25	1	550.133	CLOTH-L. BLACK RUBBER CUTTER OPENING COVER. ON MIX.TANK	
26	40	620.250	Flat washer L Di11 x De30 UNI 6593 8.8 Zn	
27	2	600.322	Flat washer Di10.5 UNI 6592 8.8 Zn	
28	40	600.188	Flat washer Di15 UNI 6592 8.8 Zn	
29	8	600.031	Flat washer Di17 UNI 6592 8.8 Zn	
30	8	600.756	Flat washer Di19 UNI 6592 8.8 Zn	
31	8	600.632	Flat washer Di21 UNI 6592 8.8 Zn	
32	10	600.115	Flat washer Di8,4 UNI 6592 8.8 Zn	
33	2	550.236	CYLINDER ATTACHMENT PIN	
34	1	632.051	PLUG, 3 4"	
35	12	600.227	SCREW TE M10 x 20 UNI 5739 8.8 Zn	
36	22	600.148	SCREW TE M10 x 30 UNI 5739 8.8 Zn	
37	20	630.119	SCREW TE M14 x 50 UNI 5739 8.8 Zn	
38	4	600.035	SCREW TE M16 x 40 UNI 5739 8.8 Zn	
39	2	631.343	SCREW TE M20 x 55 UNI 5739 8.8 Zn	
40	10	600.223	SCREW TE M8 x 20 UNI 5739 8.8 Zn	
41	4	600.716	Screw TE M18 x 150 UNI 5737 8.8 Zn	
42	2	631.626	Screw TE M20 x 100 UNI 5737 8.8 Zn	
43	2	631.313	Screw TE M20 x 80 UNI 5737 8.8 Zn	
44	2	631.310	Screw TE M20 x 90 UNI 5737 8.8 Zn	
45	4	631.384	Screw TSPEI M8 x16 UNI 5933 8.8 Zn	

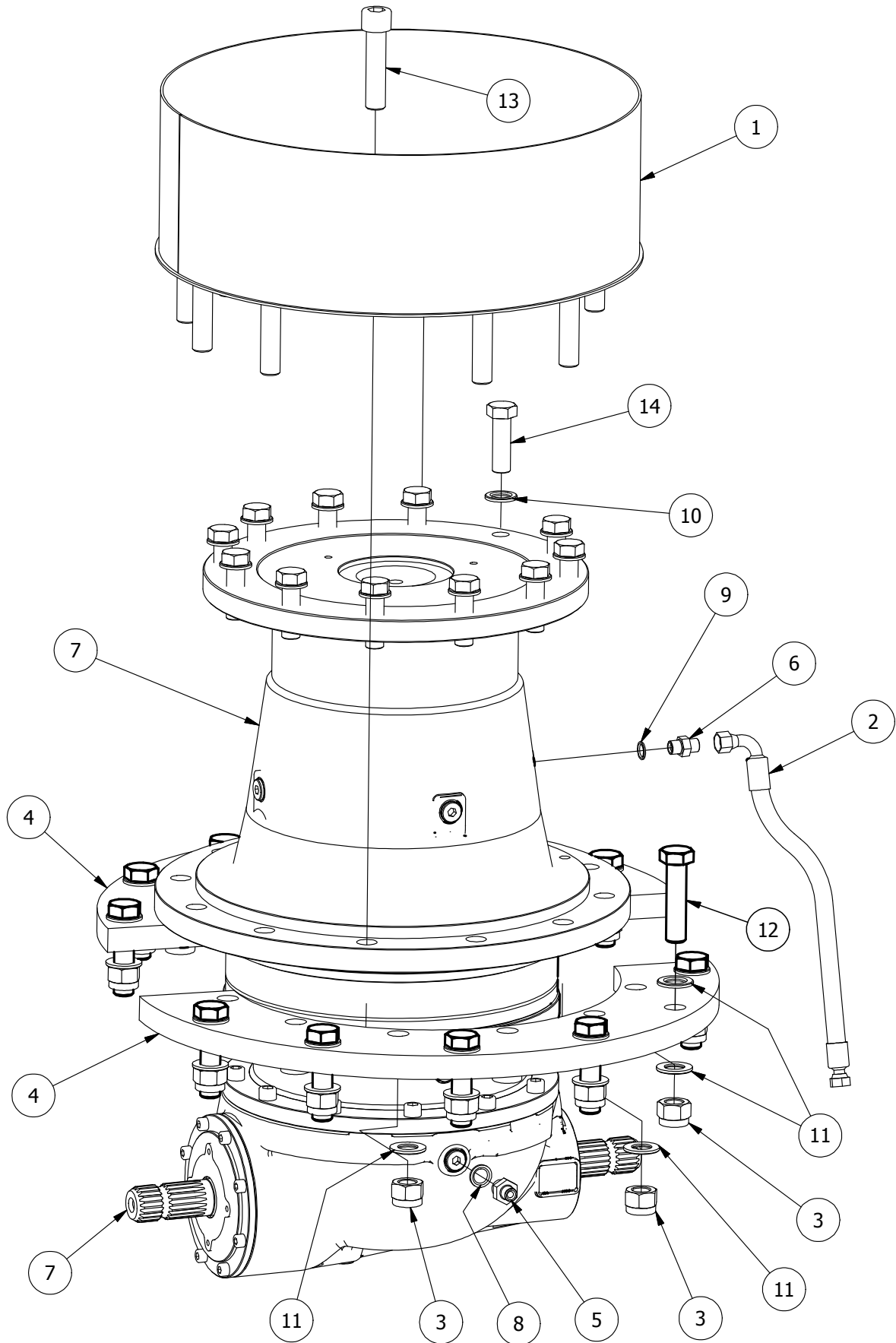
**TABLE NO.
570.095**

AUGER REDUCT. GEAR KIT COMER 2503 MAXI 240-270-300



**TABLE N.
570.095****AUGER REDUCT. GERA KIT COMER 2503 MAXI 240-270-300**

POS.	QTY.	ITEM NO.	DESCRIPTION	Notes
1	1	520.055 a	REDUCTION GEAR PROTECTIVE CONTAINER	
2	6	600.084	Nut M16 UNI 5587 8.8 Zn	
3	4	631.306	Self-lock Nut M10 UNI 7473 8.8 Zn	
4	24	631.330	Self-lock M24 3 UNI 7473 Cl.10	
5	1	530.049	FOLDED SHEET REDUCTION GEAR SUPP. 10mm	
6	2	520.130	SHEET SP30mm FLANGE 0e720 0i480.5 REDUCTION GEAR SUPPORT	
7	1	635.515	DANFOSS AUGER MOTOR	
8	1	631.724	COMER REDUCTION GEAR PGA 2503 VM R=72 1"3 4 Z20	
9	12	631.318	Washer C50 Di23 DIN 6916	
10	36	631.331	Washer C50 Di25 DIN 6916	
11	8	620.250	Flat washer L Di11 x De30 UNI 6593 8.8 Zn	
12	10	600.031	Flat washer Di17 UNI 6592 8.8 Zn	
13	3	631.789	BUMPER PAD 0100x60 cod. 10060DE16 60 SHORE	
14	4	600.350	SCREW TE M10 x 40 UNI 5739 8.8 Zn	
15	4	610.510	SCREW TE M16 x 50 UNI 5739 10.9 Zn	
16	3	631.342	SCREW TE M16 x 80 UNI 5739 10.9 Zn	
17	12	631.327	SCREW TE M24 x 100 UNI 5739 10.9 Zn	
18	12	631.332	Screw TCEI M24X100 UNI 5931 10.9 Zn Inter.thread.	
19	12	631.345	Screw TE M22 x 60 Fine thread UNI 5740 10.9 Zn	



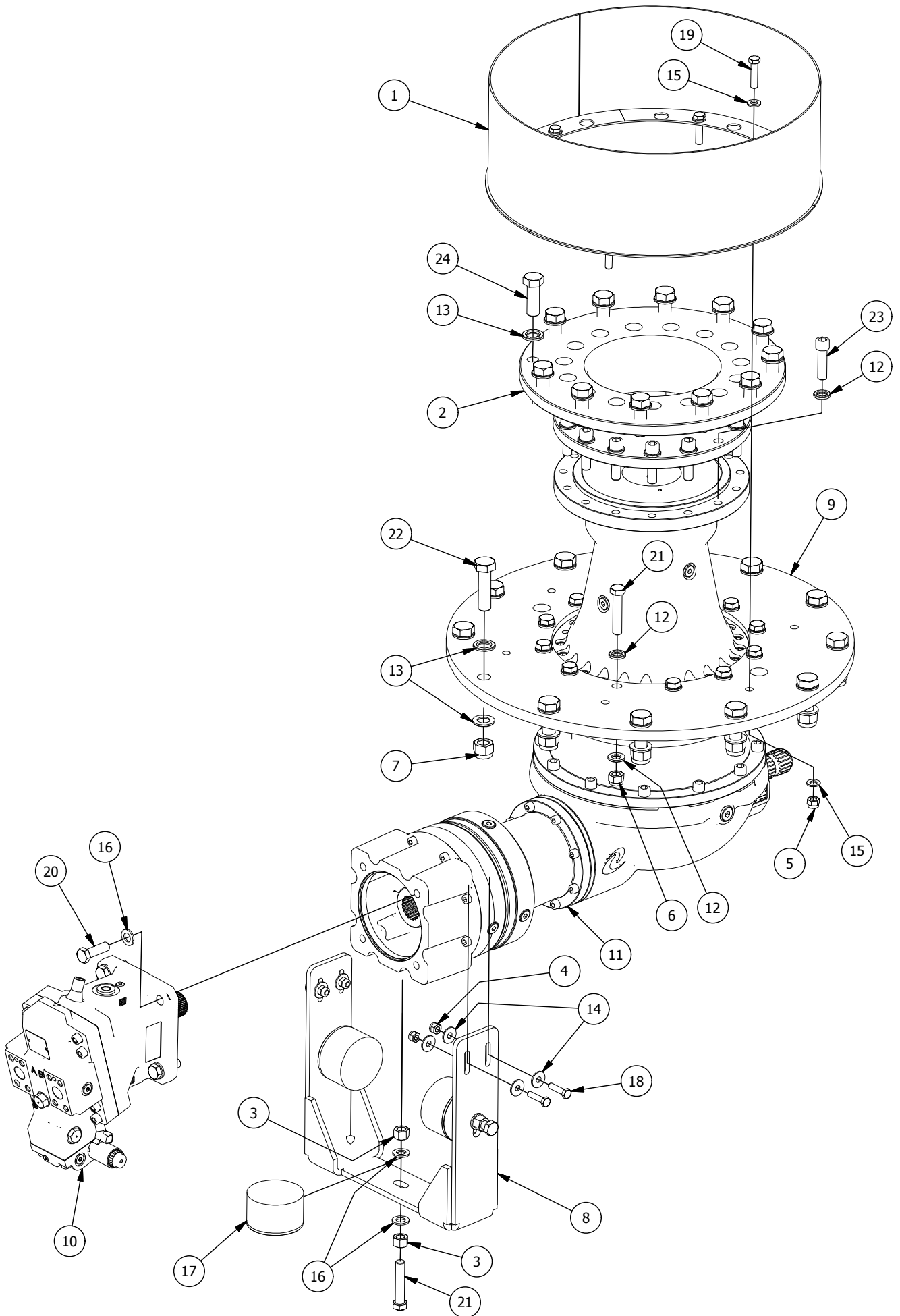
**TABLE NO
520.134/a**

AUGER REDUCT. GEAR KIT MF 170-200 - 2MB 270-300

POS.	QTY	CODE	DESCRIPTION
1	1	520.055	REDUCTION GEAR PROTECTIVE CASING
2	1	632.332	PIPE SAE100 R1 ATx3/8 L=500 FD 3/8 - F90° 3/8
3	23	631.330	Self-lock Nut M24 3 UNI 7473 Cl.10
4	2	520.130	SHEET 30mm FLANGE Øe720 Øi480.5 REDUCTION GEAR SUPPORT 2502
5	1	600.416	NIPPLE 3/8" GAS - 1/2" GAS
6	1	600.270	NIPPLE 3/8" GAS - 3/8" GAS
7	1	631.450	REDUCTION GEAR COMER PGA 2502 VM R=19.6 1"3/4 Z20
8	1	630.048	COPPER WASHER 1/2" BONDED WITH SEAL
9	1	620.452	COPPER WASHER 3/8" BONDED WITH SEAL
10	12	631.318	Washer C50 Di23 DIN 6916
11	35	631.331	Washer C50 Di25 DIN 6916
12	12	631.327	SCREW TE M24 x 100 UNI 5739 10.9 Zn
13	11	631.332	Screw TCEI M24X100 UNI 5931 10.9 Zn Complt.thread.
14	12	631.328	Screw TE M22 x 70 fine pitch UNI 5740 10.9 Zn

**TABLE NO.
570.097**

AUGER REDUCT. GEAR KIT COMER 1603 MAXI 170-200-220



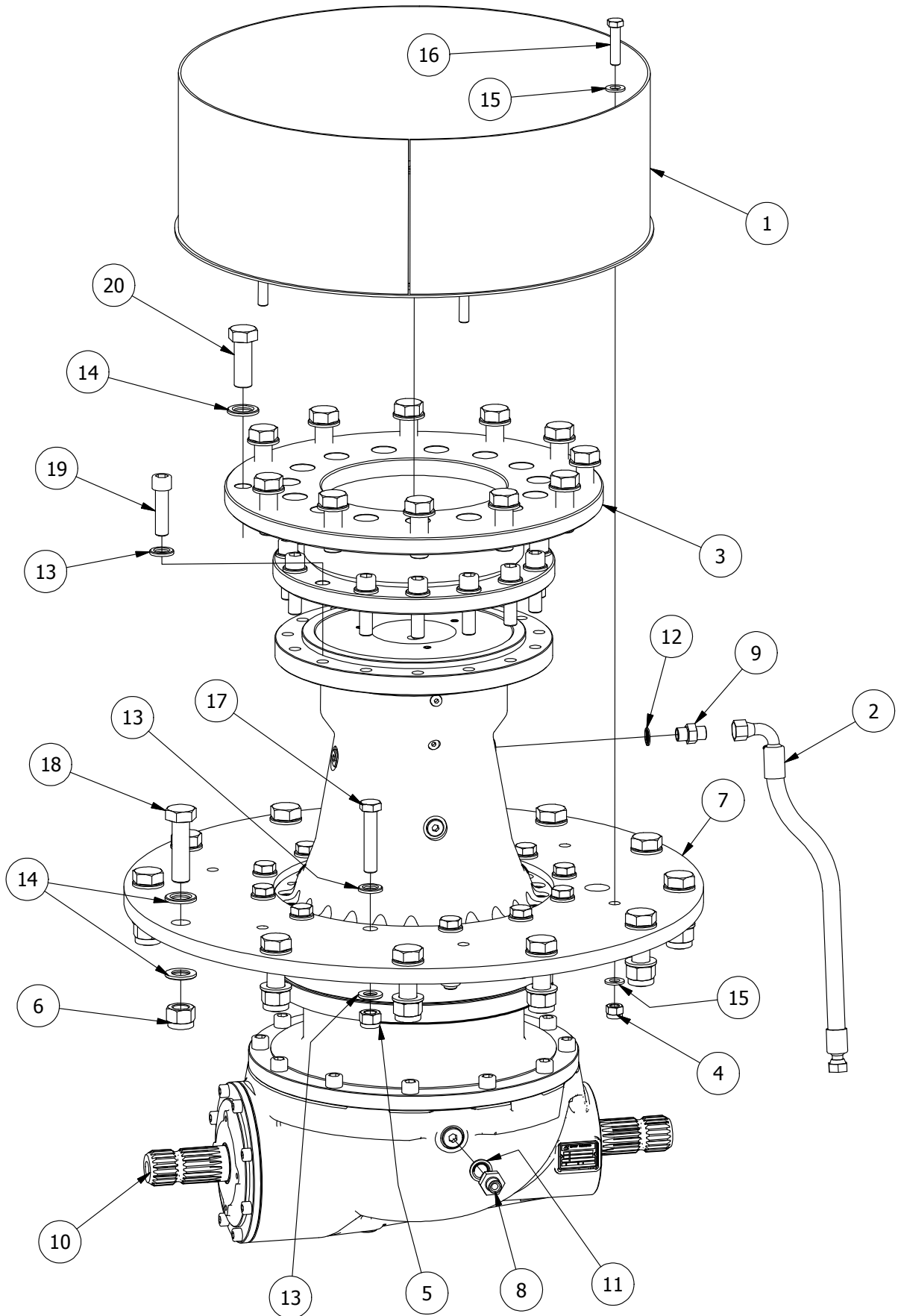
**TABLE N.
570.097**

AUGER REDUCT. GEAR KIT COMER 1603 MAXI 170-200-220

POS.	QTY.	ITEM NO.	DESCRIPTION	Notes
1	1	520.055 a	REDUCTION GEAR PROTECTIVE CONTAINER	
2	1	560.090	MACHINED SPACER FOR COMER REDUCTION GEAR 1602-1603	
3	6	600.084	Nut M16 UNI 5587 8.8 Zn	
4	4	631.306	Self-lock Nut M10 UNI 7473 8.8 Zn	
5	6	600.366	Self-lock Nut M12 UNI 7473 8.8 Zn	
6	12	631.324	Self-lock Nut M16 2 UNI 7473 Cl.10	
7	12	631.322	Self-lock Nut M22 2.5 UNI 7473 Cl.10	
8	1	530.049	FOLDED SHEET REDUCTION GEAR SUPP. 10mm	
9	1	520.131 b	SHEET 20mm FLANGE 0e720 0i348.5 REDUCTION GEAR SUPPORT	
10	1	635.515	DANFOSS AUGER MOTOR	
11	1	634.012	COMER REDUCTION GEAR PGA 1603 VM R=57 1"3 4 Z20 A 4	
12	39	631.320	Washer C50 Di17 DIN 6916	
13	36	631.318	Washer C50 Di23 DIN 6916	
14	8	620.250	Flat washer L Di11 x De30 UNI 6593 8.8 Zn	
15	12	600.089	Flat washer Di13 UNI 6592 8.8 Zn	
16	10	600.031	Flat washer Di17 UNI 6592 8.8 Zn	
17	3	631.789	BUMPER PAD O100x60	
18	4	600.350	SCREW TE M10 x 40 UNI 5739 8.8 Zn	
19	6	600.750	SCREW TE M12 x 50 UNI 5739 8.8 Zn	
20	4	610.510	SCREW TE M16 x 50 UNI 5739 10.9 Zn	
21	15	631.342	SCREW TE M16 x 80 UNI 5739 10.9 Zn	
22	12	631.341	SCREW TE M22 x 80 UNI 5739 10.9 Zn	
23	15	631.319	Screw TCEI M16X60 UNI 5931 10.9 Zn Inter.Thread.	
24	12	631.345	Screw TE M22 x 60 Fine thread UNI 5740 10.9 Zn	

TABLE NO
520.133/b

AUGER REDUCTION GEAR KIT MF 140-150
2MF-2BM 170-240 MAXI 170-200-220

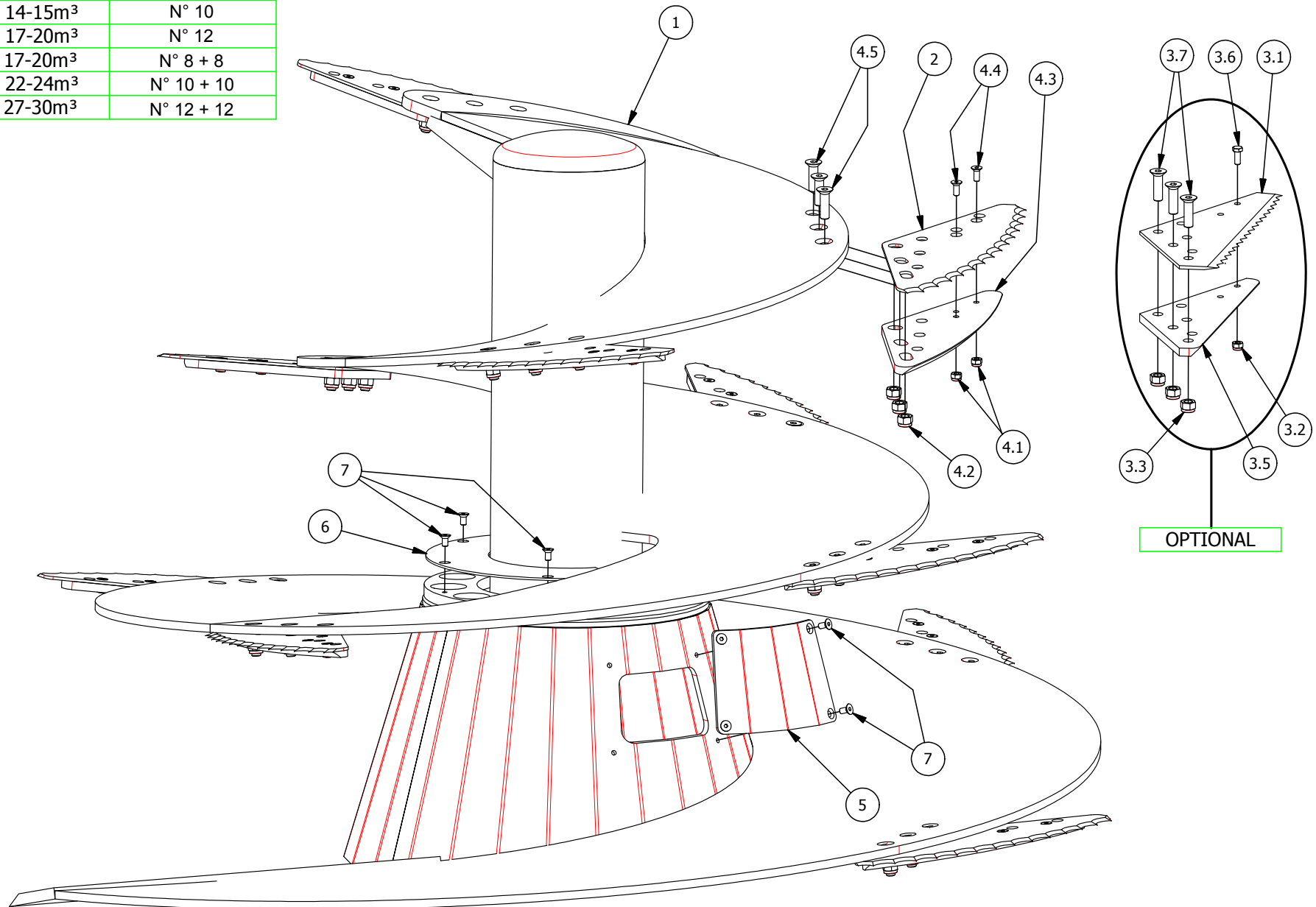


**TABLE NO
520.133/b****UGER REDUCTION GEAR KIT MF 140-150
2MF-2BM 170-240 MAXI 170-200-220**

POS.	QTY	CODE	DESCRIPTION
1	1	520.055	REDUCTION GEAR PROTECTIVE CASING
2	1	632.332	PIPE SAE100 R1 ATx3/8 L=500 FD 3/8 - F90° 3/8
3	1	520.056/a	SPACER FOR REDUCTION GEAR 1602
4	6	600.366	Self-lock Nut M12 UNI 7473 8.8 Zn
5	12	631.324	Self-lock Nut M16 2 UNI 7473 Cl.10
6	12	631.322	Self-lock Nut M22 2,5 UNI 7473 Cl.10
7	1	520.131/b	SHEET 20mm FLANGE Øe720 Øi348.5 REDUCTION GEAR SUPPORT 1602
8	1	600.416	NIPPLE 3/8" GAS - 1/2" GAS
9	1	600.270	NIPPLE 3/8" GAS - 3/8" GAS
10	1	631.277	REDUCTION GEAR COMER PGA 1602 VM R=15.3 1"3/4 Z20 NR 4 SATELLITES
11	1	630.048	COPPER WASHER 1/2" BONDED WITH SEAL
12	1	620.452	COPPER WASHER 3/8" BONDED WITH SEAL
13	39	631.320	Washer C50 Di17 DIN 6916
14	36	631.318	Washer C50 Di23 DIN 6916
15	12	600.089	Flat washer Di13 UNI 6592 8.8 Zn
16	6	600.750	SCREW TE M12 x 50 UNI 5739 8.8 Zn
17	12	631.342	SCREW TE M16 x 80 UNI 5739 10.9 Zn
18	12	631.341	SCREW TE M22 x 80 UNI 5739 10.9 Zn
19	15	631.319	Screw TCEI M16X60 UNI 5931 10.9 Zn Complt.thread.
20	12	631.345	Screw TE M22 x 60 fine pitch UNI 5740 10.9 Zn

TABLE OF SCREW KNIFE QUANTITY

MODEL	QUANTITY
SINGLE-SCREW 8m ³	N° 6
SINGLE-SCREW 10-12m ³	N° 8
SINGLE-SCREW 14-15m ³	N° 10
SINGLE-SCREW 17-20m ³	N° 12
DOUBLE SCREW 17-20m ³	N° 8 + 8
DOUBLE SCREW 22-24m ³	N° 10 + 10
DOUBLE SCREW 27-30m ³	N° 12 + 12



**TABLE NO.
520.063/a**

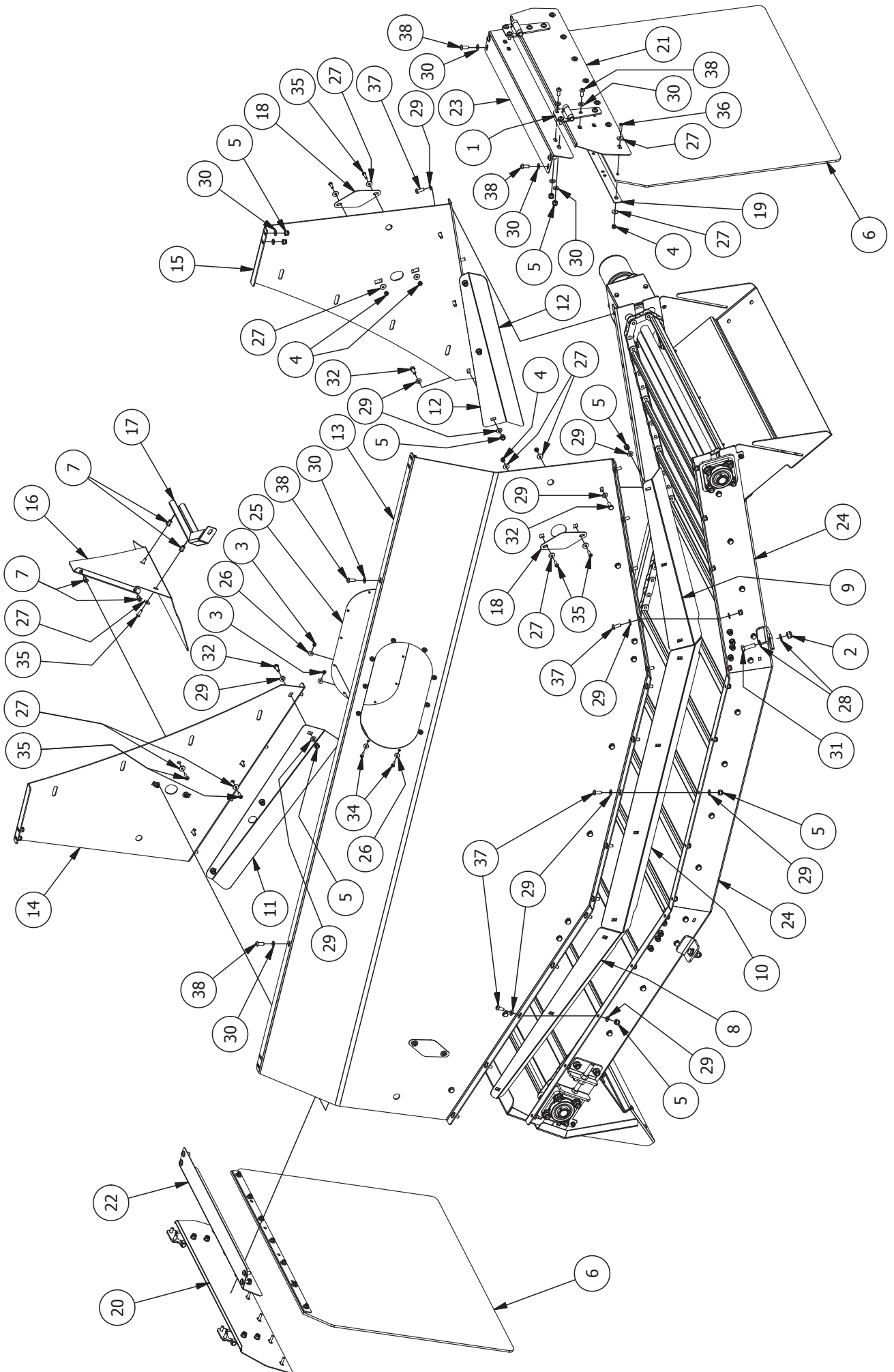
SCREW KIT FOR TRAILED AND SELF-PROPELLED UNIT

**TABLE NO.
520.063/a****SCREW KIT FOR TRAILED AND SELF-PROPELLED UNIT**

POS.	QTY	CODE	DESCRIPTION
1	1	520.853/a	TH.15mm EM 80 (SCREW KIT CODE 520.852/a)
1	1	520.850/a	TH.15mm EM 100-120 (SCREW KIT CODE 520.849/a)
1	1	520.019/a	TH.15mm EM-MF 140-150 (SCREW KIT CODE 520.438/a)
1	1	520.241/a	TH.15mm MF 170-200 (SCREW KIT CODE 520.240/a)
1	1	520.182/a	TH.15mm 2MF-2BM 170-200 (SCREW KIT CODE 520.181/a)
1	1	520.064/a	TH.15mm 2MF-2BM 220-240 (SCREW KIT CODE 520.063/a)
1	1	520.067/a	TH. 15mm 2BM 270-300 (SCREW KIT CODE 520.066/a)
1	1	520.999	TH. 20mm SX RAPIDO 150 (SCREW KIT CODE 520.998)
1	1	520.095/a	TH. 20mm MF 140-150 AND PREMIER AND FEEDSTAR 140 (SCREW KIT CODE 520.094/a)
1	1	520.302/a	TH. 20mm MF 170-200 AND PREMIER AND FEEDSTAR 170-200 (SCREW KIT CODE 520.301/a)
1	1	520.355/a	TH. 20mm 2MF-2BM 170-200 AND MAXI 170-200 (SCREW KIT CODE 520.354/a)
1	1	520.097/a	TH. 20mm 2MF-2BM 220-240 AND MAXI 220-240 (SCREW KIT CODE 520.096/a)
1	1	520.486/a	TH. 20mm 2BM 270-300 MAXI 270 (SCREW KIT CODE 520.485/a)
2	See table	520.102	STAINLESS STEEL SABER KNIFE
2	See table	520.140	TEMPERED STEEL SABER KNIFE
3	See table	520.951	KIT KNIFE AND UNDERKNIFE FOR SCREW
3.1	1	520.950	KNIFE STRAIGHT SCREW
3.2	1	631.306	LOCKNUT M10 UNI 7473 8.8 Zn
3.3	3	600.197	LOCKNUT M16 UNI 7473 8.8 Zn
3.5	1	520.949	UNDERKNIFE STRAIGHT TO SCREW
3.6	1	600.006	SCREW TE M10 x 25 UNI 5739 8.8 Zn
3.7	3	631.315	SCREW TSPEI M16 x55 UNI 5933 10.9 Zn
4	See table	520.158	UNDERKNIFE SCREW KIT FOR STD
4.1	2	631.306	LOCKNUT M10 UNI 7473 8.8 Zn
4.2	3	600.197	LOCKNUT M16 UNI 7473 8.8 Zn
4.3	1	520.103/a	SABER UNDERKNIFE FOR SCREW
4.4	2	631.353	SCREW TSPEI M10 x25 UNI 5933 Aisi 304
4.5	3	631.315	SCREW TSPEI M16 x55 UNI 5933 10.9 Zn
5	1	520.792	BENT STAINLESS STEEL COVER INSPECTION SP4mm CONE SCREW
5	1	520.793	BENT STAINLESS STEEL COVER INSPECTION SP4mm CONE SCREW EM-2EM
6	2	520.022	STAINLESS SHEET TH. 4mm FOR SCREW PROTECTION
7	10	631.356	SCREW TSPEI M10 x20 UNI 5933 Aisi 304

**TABLE NO.
520.112**

DOUBLE UNLOADING BELT KIT FOR SELF-PROPELLED UNIT



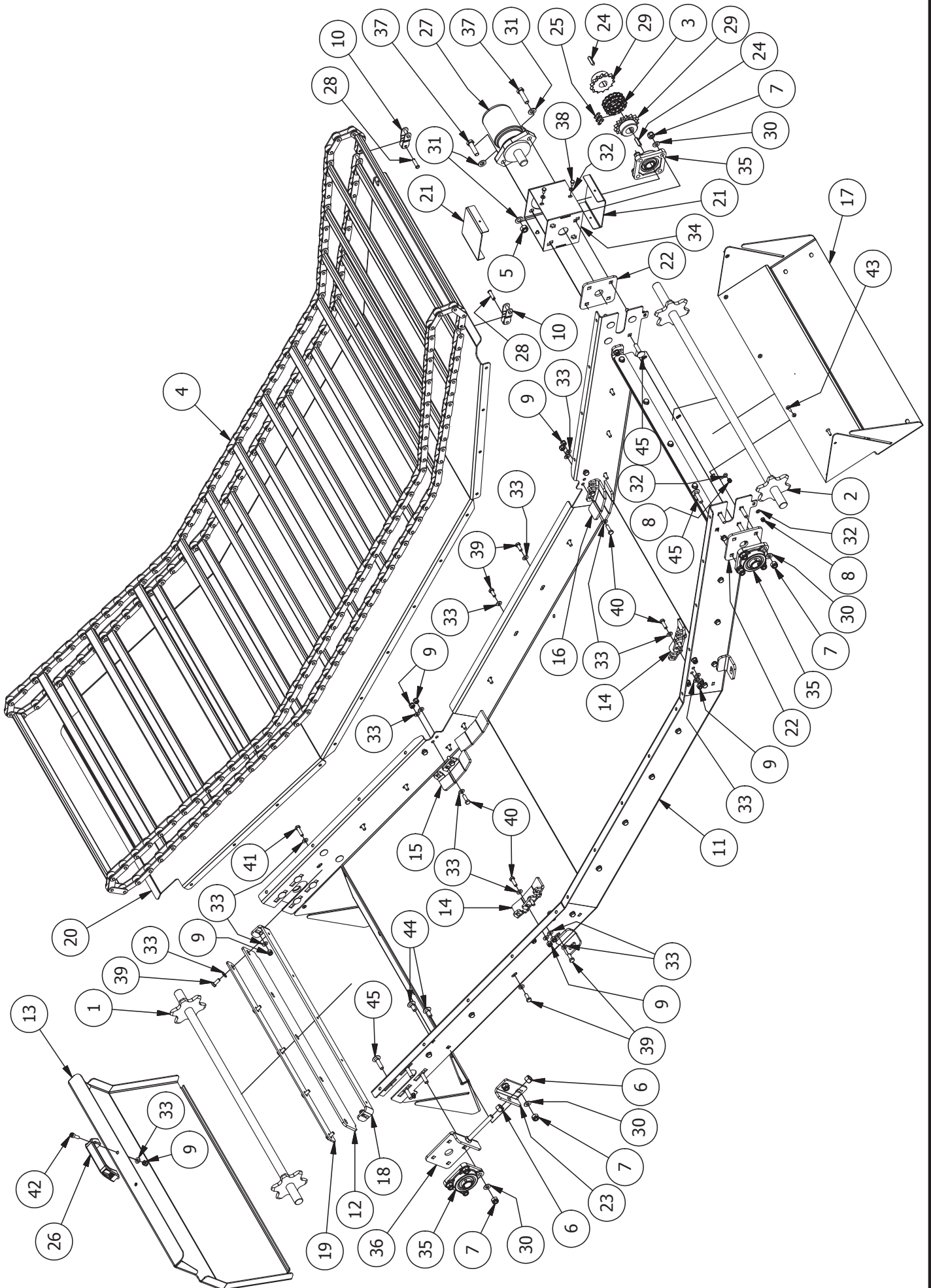
**TABLE N.
520.112**

DOUBLE UNLOADING BELT KIT FOR SELF-PROPELLED UNIT

POS.	QTY.	ITEM NO.	DESCRIPTION	Notes
1	4	631.089	HINGE 142X64 ART.42100 GALVANIZED	
2	2	631.306	Self-lock Nut M10 UNI 7473 8.8 Zn	
3	10	630.266	Self-lock Nut M5 UNI 7473 8.8 Zn	
4	22	630.021	Self-lock Nut M6 UNI 7473 8.8 Zn	
5	63	610.454	Self-lock Nut M8 UNI 7473 8.8 Zn	
6	2	520.217/a	UNLOADING BELT RUBBER GUARD	
7	4	631.129	STEEL INSERT ROUND HEAD HEXAGONAL SHAFT M6	
8	1	540.516	FOLDED SHEET STAIN.ST. CHAIN GUARD FRONT RH 2mm	
9	1	540.514	FOLDED SHEET STAIN.ST. CHAIN GUARD FRONT LH 2mm	
10	1	540.515	FOLDED SHEET STAIN.ST. CHAIN GUARD CENTRAL 2mm	
11	1	540.517	FOLDED SHEET STAIN.ST. CHAIN GUARD REAR RH 2mm	
12	1	540.518	FOLDED SHEET STAIN.ST. CHAIN GUARD REAR LH 2mm	
13	1	520.114/b	SHEET CONTAINMENT FRONT UNLOADING BELT	
14	1	520.116/a	SHEET CONTAINMENT REAR RH UNLOADING BELT	
15	1	520.115/b	SHEET CONTAINMENT REAR LH UNLOADING BELT	
16	1	520.442/a	FOLDED SHEET BELT TRIANGLE CLOSURE 2mm	
17	1	520.441	FOLDED SHEET TRIANGLE SUPP. 3mm	
18	4	520.766	SHEET 2mm CLOSURE HOLES MAGNET	
19	2	520.579	SHEET 3mm UNLOADING BELT RUBBER HOLDER	
20	1	520.127	SHEET UNLOADING BELT RUBBER RH SUPP.	
21	1	520.126	SHEET UNLOADING BELT RUBBER LH SUPP.	
22	1	520.118/a	SHEET UNLOADING BELT UPPER UNION RH	
23	1	520.117/a	SHEET UNLOADING BELT UPPER UNION LH	
24	1	520.111	UNLOADING BELT 2500x780	
25	1	520.725	PLEXIGLAS PORTHOLE UNLOADING MAT 4mm	
26	20	631.610	Flat washer L Di5.5 x De15 UNI 6593 8.8 Zn Black	
27	48	631.604	Flat washer L Di6.6 x De18 UNI 6593 8.8 Zn Black	
28	4	600.322	Flat washer Di10.5 UNI 6592 8.8 Zn	
29	78	600.115	Flat washer Di8,4 UNI 6592 8.8 Zn	
30	50	631.601	Flat washer Di8.4 UNI 6592 8.8 Zn Black	
31	2	600.641	SCREW TE M10 x 35 UNI 5739 8.8 Zn	
32	16	600.223	SCREW TE M8 x 20 UNI 5739 8.8 Zn	
33	1	631.608	Screw TBCE M5 x 16 ISO 7380 8.8 Zn Black	
34	9	631.628	Screw TBCE M5 x 20 ISO 7380 8.8 Zn Black	
35	12	631.605	Screw TBCE M6 x 20 ISO 7380 8.8 Zn Black	
36	14	631.629	Screw TBCE M6 x 25 ISO 7380 8.8 Zn Black	
37	23	631.346	Screw TBCE M8 x 20 ISO 7380 8.8 Zn	
38	26	631.600	Screw TBCE M8 x 20 ISO 7380 8.8 Zn Black	

**TABLE NO.
520.111**

DOUBLE UNLOADING BELT KIT FOR SELF-PROPELLED UNIT



**TABLE N.
520.111**

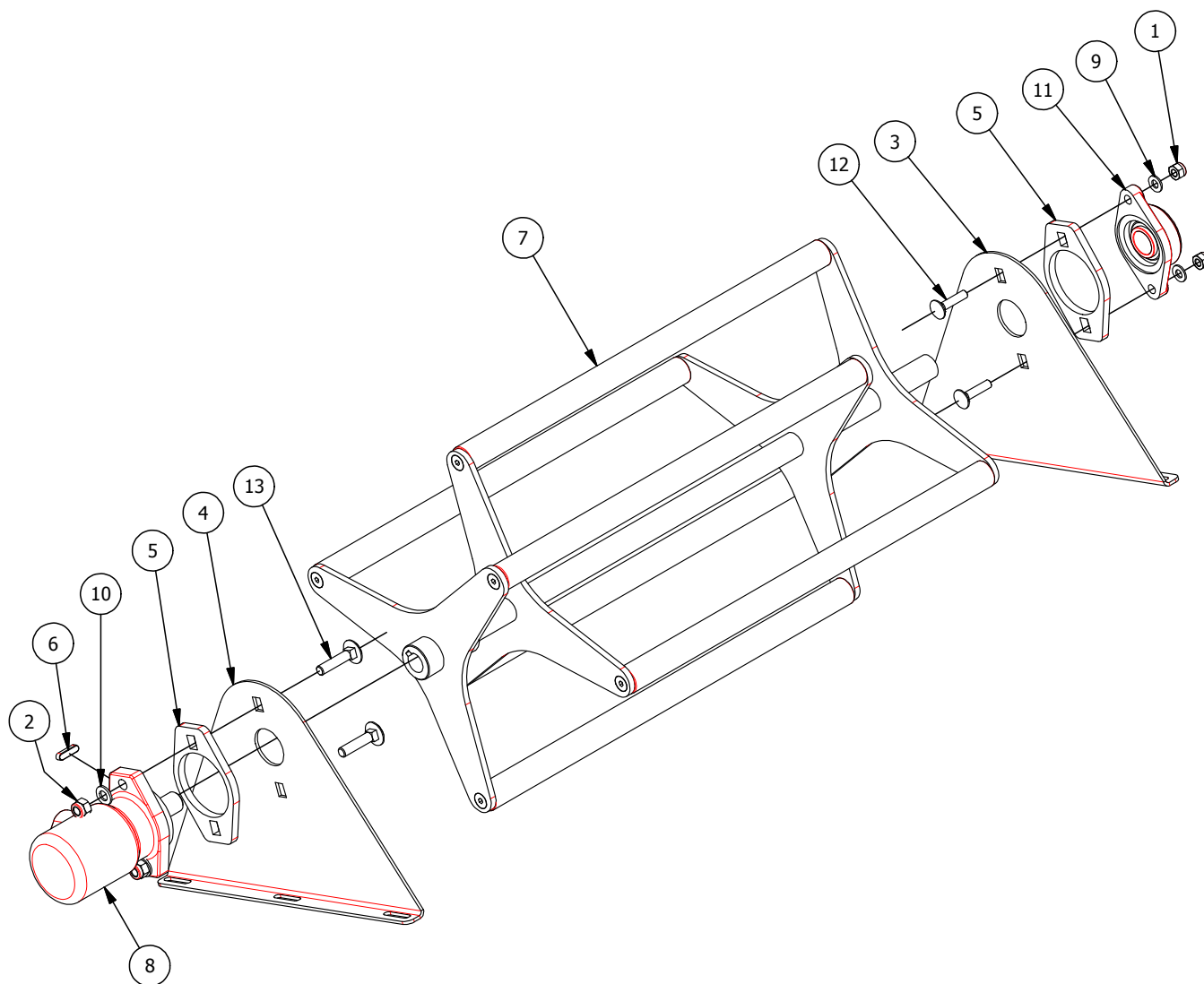
DOUBLE UNLOADING BELT KIT FOR SELF-PROPELLED UNIT

POS.	QTY.	ITEM NO.	DESCRIPTION	Notes
1	1	520.098/a	DRIVEN SHAFT FOR CHAIN UNLOADING BELT	
2	1	520.093/a	DRIVESHAFT FOR CHAIN UNLOADING BELT	
3	1	520.141	DOUBLE CHAIN 5/8 FOR GEAR 5/8 Z14 L=220mm	
4	1	520.119/a	STAINLESS STEEL CHAIN FOR UNLOADING BELT 2500x735 L.5100mm	
5	2	600.077	Nut CL M12 DIN 980 KL 8.8 Zn	
6	4	600.624	Nut M12 UNI 5587 8.8 Zn	
7	20	631.306	Self-lock Nut M10 UNI 7473 8.8 Zn	
8	12	630.021	Self-lock Nut M6 UNI 7473 8.8 Zn	
9	20	610.454	Self-lock Nut M8 UNI 7473 8.8 Zn	
10	2	631.945	CHAIN MASTER LINK STAIN. ST. PITCH 50mm ROLLER Ø25	
11	1	520.110/b	UNLOADING BELT BOTTOM	
12	2	530.755	UNLOADING CHAIN RUBBER SCRAPER	
13	1	530.702-a	FOLDED SHEET UNLOADING BELT CLOSING 3mm	
14	2	530.801	FOLDED SHEET UNLOADING CHAIN GUIDE 6mm REMOVABLE	
15	1	530.803	FOLDED SHEET UNLOADING CHAIN GUIDE RH 6mm REMOVABLE	
16	1	530.802	FOLDED SHEET UNLOADING CHAIN GUIDE LH 6mm REMOVABLE	
17	2	530.701-a	FOLDED SHEET UNLOADING BELT CHUTE 3mm	
18	2	530.804	FOLDED SHEET MAT SCRAPER SUPP. 6mm	
19	2	530.756	SHEET RUBBER BLADE FOR SCRAPER 4mm	
20	1	520.113/a	SHEET INTERMEDIATE UNLOADING MAT	
21	2	520.109	SHEET 2mm FOLDED BELT MOTOR HOUSING COVER	
22	2	520.099	SHEET SP6mm SPACER FOR UCF SUPPORT 206	
23	2	520.101/a	SHEET SP6mm FOLDED CHAIN TENSIONER	
24	2	630.183	TAB 8 x 7 x 32 UNI 6604/A	
25	1	631.092	MASTER LINK 5/8 DOUBLE CHAIN	
26	1	631.100	"U" HANDLE LENGTH 132	
27	1	631.055	ORBITAL MOTOR MP160	
28	2	631.986	PIN WITH COTTER FOR MASTER LINK	
29	2	631.036	GEAR 5/8 Z=14 D=25 CH8 ART. 08-0636	
30	20	600.322	Flat washer Di10,5 UNI 6592 8.8 Zn	
31	4	600.089	Flat washer Di13 UNI 6592 8.8 Zn	
32	16	600.514	Flat washer Di6.4 UNI 6592 8.8 Zn	
33	72	600.115	Flat washer Di8.4 UNI 6592 8.8 Zn	
34	1	520.105	HYDRAULIC MOTOR ON BELT SUPPORT HOUSING	
35	4	631.061	SUPPORT UCF205	
36	2	520.556	UNLOADING BELT CHAIN STAY	
37	2	600.154	SCREW TE M12 x 45 UNI 5739 8.8 Zn	
38	4	630.001	SCREW TE M6 x 12 UNI 5739 8.8 Zn	
39	34	600.223	SCREW TE M8 x 20 UNI 5739 8.8 Zn	
40	14	600.702	SCREW TE M8 x 25 UNI 5739 8.8 Zn	
41	4	600.757	SCREW TE M8 x 30 UNI 5739 8.8 Zn	
42	2	600.406	Screw TCEI M8x25 UNI 5931 8.8 Zn	
43	12	631.344	Screw TSPEI M6 x20 UNI 5933 Aisi 304	
44	4	631.336	Screw TTQST M10 x 25 UNI 5732 and ISO 8677 8.8 Zn	
45	16	631.337	Screw TTQST M10 x 40 UNI 5732 and ISO 8677 8.8 Zn	

**TABLE NO.
520.564**

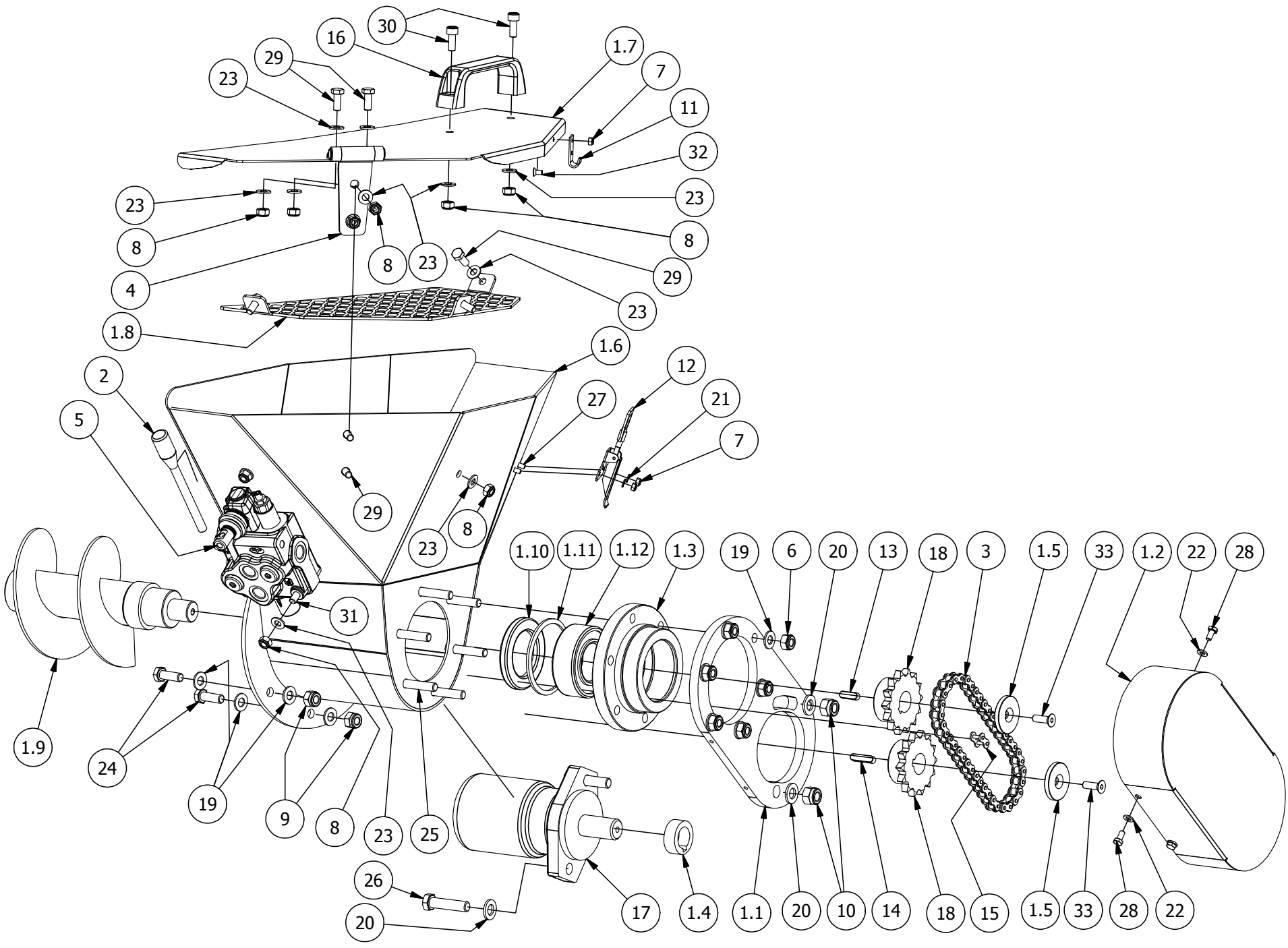
REFORVILNG MAGNET KIT FOR SELF-PROPELLED UNIT

POS.	QTY	CODE	DESCRIPTION
1	2	631.306	LOCKNUT M10 UNI 7473 8.8 Zn
2	2	600.366	LOCKNUT M12 UNI 7473 8.8 Zn
3	1	520.566	RIGHT BENT SHEET FOR REVOLVING MAGNET SUPPORT TH.4mm
4	1	520.565	LEFT BENT SHEET FOR REVOLVING MAGNET SUPPORT TH.4mm
5	2	520.546/a	SPACER SHEET TH.10mm FOR HYDRAULIC MOTOR
6	1	630.183	TAB 8 x 7 x 32 UNI 6604/A
7	1	520.542	SIX-BAR REVOLVING MAGNET
8	1	631.271	ORBITAL MOTOR MP200
9	2	600.322	FLAT WASHER Øi10,5 UNI 6592 8.8 Zn
10	2	600.089	FLAT WASHER Øi13 UNI 6592 8.8 Zn
11	1	631.254	SUPPORT FYTB Ø 30 WITH GRAINS AND FIXING
12	2	631.394	SCREW TTQST M10 x 45 UNI 5732 and ISO 8677 8.8 Zn
13	2	631.388	SCREW TTQST M12 x 55 UNI 5732 and ISO 8677 8.8 Zn



**TABLE NO.
520.926**

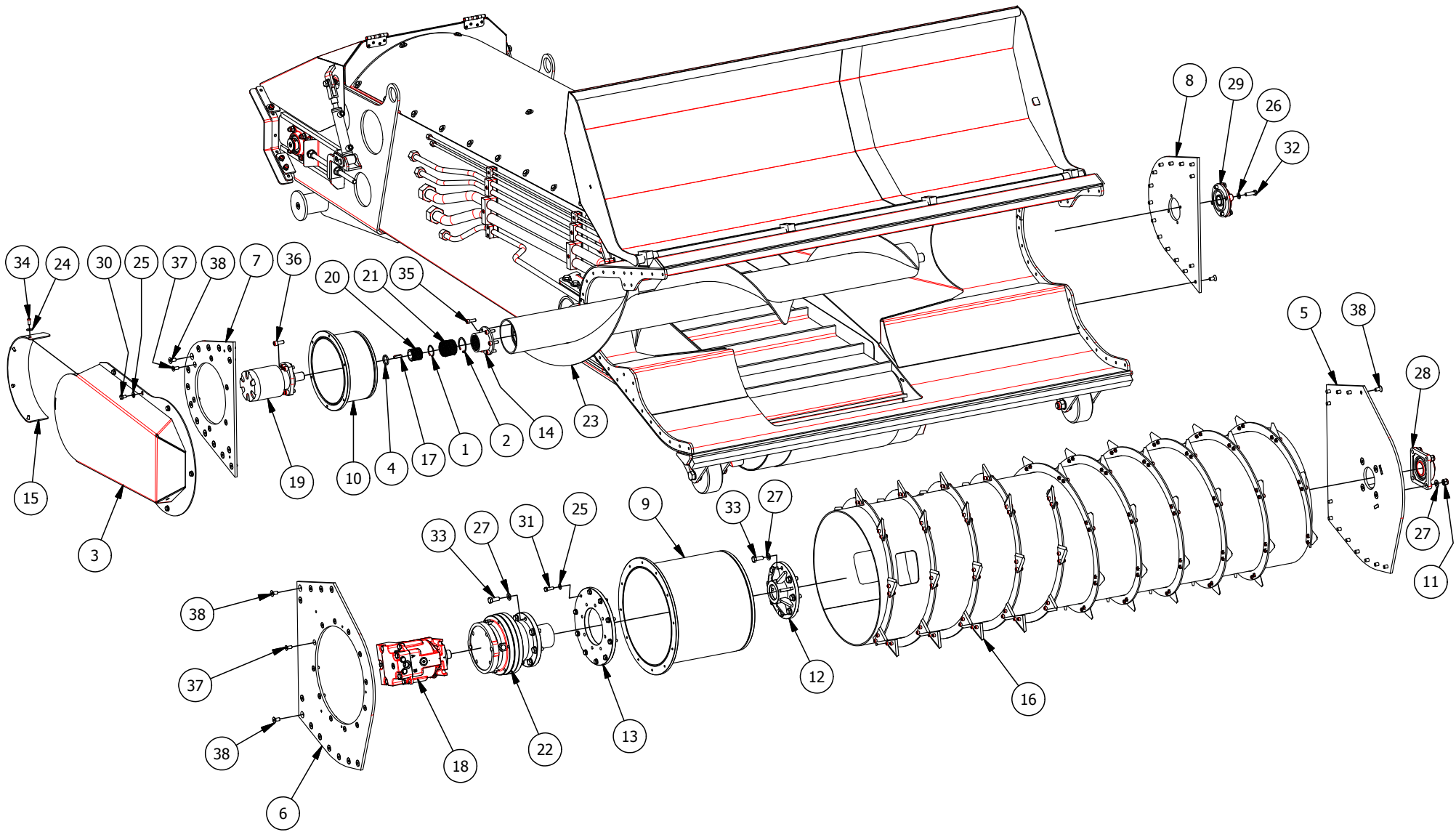
HYDRAYLIC HOPPER KIT FOR SELF-PROPELLED UNIT



**TABLE NO.
520.926**

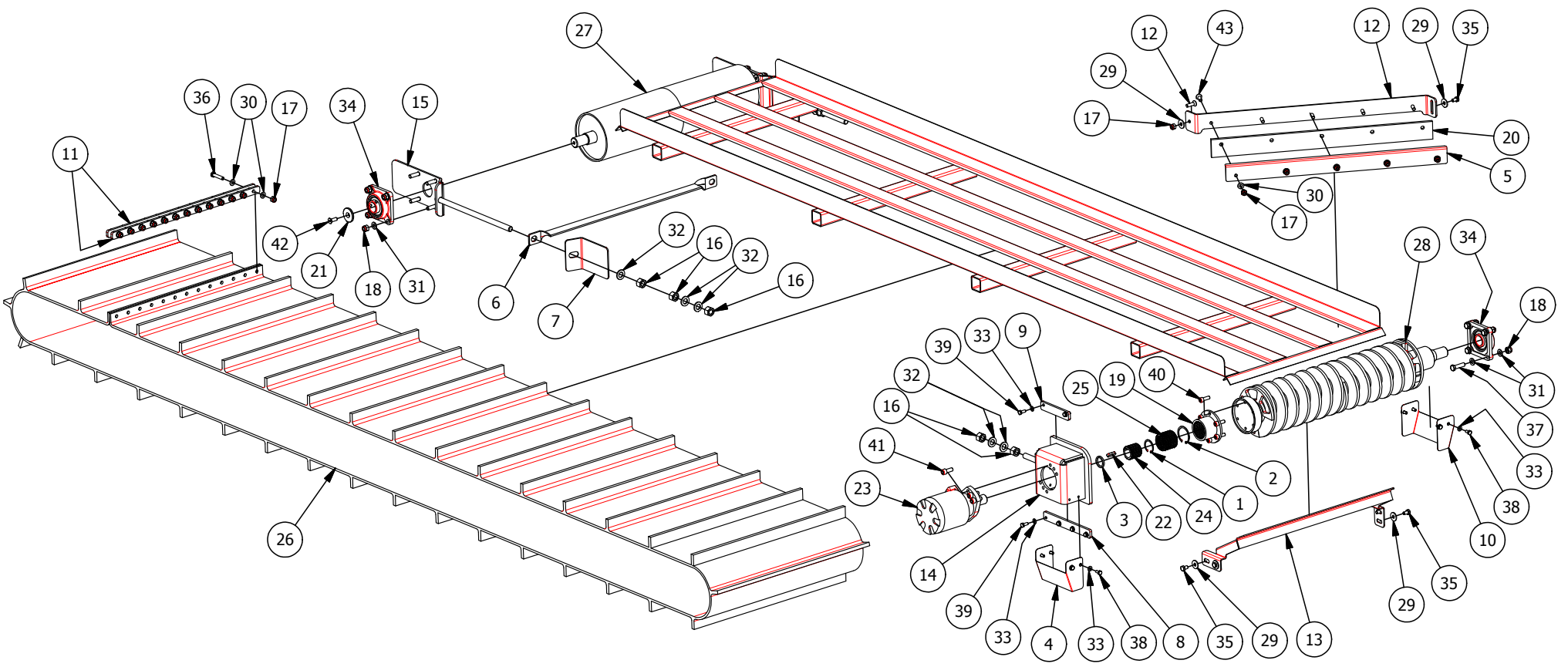
HYDRAYLIC HOPPER KIT FOR SELF-PROPELLED UNIT

POS.	QTY	CODE	DESCRIPTION
1.1	1	520.569	FLANGED SHEET TH. 12mm FOR HOPPER MOTOR SUPPORT
1.2	1	520.570	HOPPER CHAIN PROTECTION COVER
1.3	1	520.571	HOPPER SCREW SUPPORT FLANGE
1.4	1	520.573	SPACER FOR PINION GEAR OF HOPPER MOTOR
1.5	2	520.576	FLANGED SHEET TH. 6mm FOR HOPPER PINION GEAR FIXING
1.6	1	520.684	HYDRAULIC HOPPER FOR SELF-PROPELLED UNIT
1.7	1	520.922	BENT SHEET TH. 2mm FOR HOPPER COVER
1.8	1	520.923	BENT SHEET TH. 3mm FOR HOPPER GRID
1.9	1	520.924	SELF-PROPELLED HOPPER SCREW
1.10	1	620.951	OIL SEALING RING BA 55/ 85x10
1.11	1	630.187	SEEGER STOP RING I 85 UNI 7437
1.12	1	631.571	BEARING 3209 2RS OBLIQUE 85-45-30.2
2	1	631.249	LEVER ROD M10X150 WITH BLACK HANDLE
3	1	520.575	GEARING CHAIN 5/8 SINGLE L=570mm
4	1	631.089	ZINC-COATED HINGE 142X64
5	1	631.270	HYDRAULIC DISTRIBUTOR SD5/1
6	6	600.029	NUT CL M10 DIN 980 KL 8.8 Zn
7	3	620.367	NUT CL M5 DIN 980 KL 8.8 Zn
8	11	600.076	NUT CL M8 DIN 980 KL 8.8 Zn
9	6	631.306	LOCKNUT M10 UNI 7473 8.8 Zn
10	2	600.366	LOCKNUT M12 UNI 7473 8.8 Zn
11	1	631.182	STAINLESS STEEL HOOK FOR LEVER LOCK
12	1	631.181	STAINLESS STEEL HOOK FOR ADJUSTABLE LEVER LOCK
13	1	620.672	TAB 8 x 7 x 25 UNI 6604/A
14	1	630.183	TAB 8 x 7 x 32 UNI 6604/A
15	1	631.573	CHAIN MESH 5/8 SINGLE
16	1	631.100	"U" HANDLE, CENTRE DISTANCE 132
17	1	631.271	ORBINAL MOTOR MP200
18	2	631.036	PINION GEAR 5/8 Z=14 D=25 CH8
19	18	600.322	FLAT WASHER Øi10,5 UNI 6592 8.8 Zn
20	4	600.089	FLAT WASHER Øi13 UNI 6592 8.8 Zn
21	4	600.672	FLAT WASHER Øi5,3 UNI 6592 8.8 Zn
22	4	600.514	FLAT WASHER Øi6,4 UNI 6592 8.8 Zn
23	20	600.115	FLAT WASHER Øi8,4 UNI 6592 8.8 Zn
24	6	600.148	SCREW TE M10 x 30 UNI 5739 8.8 Zn
25	6	600.063	SCREW TE M10 x 45 UNI 5739 8.8 Zn
26	2	600.750	SCREW TE M12 x 50 UNI 5739 8.8 Zn
27	2	600.670	SCREW TE M5 x 12 UNI 5739 8.8 Zn
28	4	630.001	SCREW TE M6 x 12 UNI 5739 8.8 Zn
29	7	600.223	SCREW TE M8 x 20 UNI 5739 8.8 Zn
30	2	630.259	SCREW TCEI M8x20 UNI 5931 8.8 Zn
31	2	600.735	SCREW TE M8 x 65 UNI 5737 8.8 Zn
32	1	631.625	SCREW TSPEI M5 x10 UNI 5933 8.8 Zn
33	2	631.380	SCREW TSPEI M8 x25 UNI 5933 8.8 Zn



**TABLE N.
550.138-P1****VIRAGE CUTTER ARM ASSEMBLY (ROTOR AND SHAKER)**

POS.	QTY.	ITEM NO.	DESCRIPTION	Notes
1	2	631.176	STOP RING (SEEGER) I 43 UNI 7437	
2	2	631.177	STOP RING (SEEGER) I 57 UNI 7437	
3	1	550.190	CUTTER ROTOR MOTOR COVER	
4	2	520.626	HYDRAULIC MOTOR SPACER	
5	1	550.118-a	LH LOWER SIDE CUTTER BUCKET	
6	1	550.115	SHEET RH LOWER SIDE CUTTER BUCKET 10mm	
7	1	550.116	SHEET RH UPPER SIDE CUTTER BUCKET 10mm	
8	1	550.117	SHEET LH UPPER SIDE CUTTER BUCKET 10mm	
9	1	550.105	PROTECTIVE CONTAINER FOR CUTTER MOTOR	
10	1	520.611-a	PROTECTIVE CONTAINER CONVEYOR ROLLER MOTOR SUPPORT	
11	7	600.626	Self-lock Nut M14 UNI 7473 8.8 Zn	
12	1	520.612-a	KEYED FLANGE, CUTTER REDUCTION GEAR COUPLING	
13	1	520.609	REDUCTION FLANGE, CUTTER REDUCTION GEAR ATTACHMENT	
14	2	631.172	FLANGED JOINT D.114 Z29 62x57 H.55.5	
15	1	550.301	CLOTH-LINED RUBBER MOTOR COVERING 4mm	
16	1	550.101	CUTTER ROTOR KIT 2000 WITH KNIVES FOR HAY	
16	1	550.270	CUTTER ROTOR KIT 2000 WITH KNIVES FOR SILAGE	
17	2	631.175	TAB 10x8x36	
18	1	634.854	CUTTER MOTOR SAUER 90MF055	
19	1	631.115	ORBITAL MOTOR PARKER 100cc	
20	2	631.174	GROOVED HUB 48x44 CYL. Øi 32	
21	2	631.173	GROOVED HUB 48x44 Z23 Z29 62x57 INTERNAL	
22	1	634.866	RED. REGGIANA CUTTER RR710 MS R=6,25	
23	1	550.104	CONVEYOR ROLLER 2000	
24	4	631.602	Flat washer L Di9 x De24 UNI 6593 8.8 Zn Nere	
25	68	600.322	Flat washer Di10,5 UNI 6592 8.8 Zn	
26	20	600.089	Flat washer Di13 UNI 6592 8.8 Zn	
27	26	600.188	Flat washer Di15 UNI 6592 8.8 Zn	
28	1	634.849	SELF-ALIGNING BRACKET UCF210 D.50	
29	1	631.170	BRACKET UCFC D.35	
30	16	610.843	SCREW TE M10 x 16 UNI 5739 8.8 Zn	
31	10	600.148	SCREW TE M10 x 30 UNI 5739 8.8 Zn	
32	4	600.443	SCREW TE M12 x 40 UNI 5739 8.8 Zn	
33	16	600.065	SCREW TE M14 x 35 UNI 5739 8.8 Zn	
34	4	631.600	Screw TBCE M8 x 20 ISO 7380 8.8 Zn Black	
35	12	620.868	Screw TCEI M10x30 UNI 5931 8.8 Zn	
36	12	630.132	Screw TCEI M12x30 UNI 5931 8.8 Zn	
37	18	631.353	Screw TSPEI M10 x25 UNI 5933 Aisi 304	
38	56	631.677	Screw TSPEI M12 x25 UNI 5933 Aisi 304	



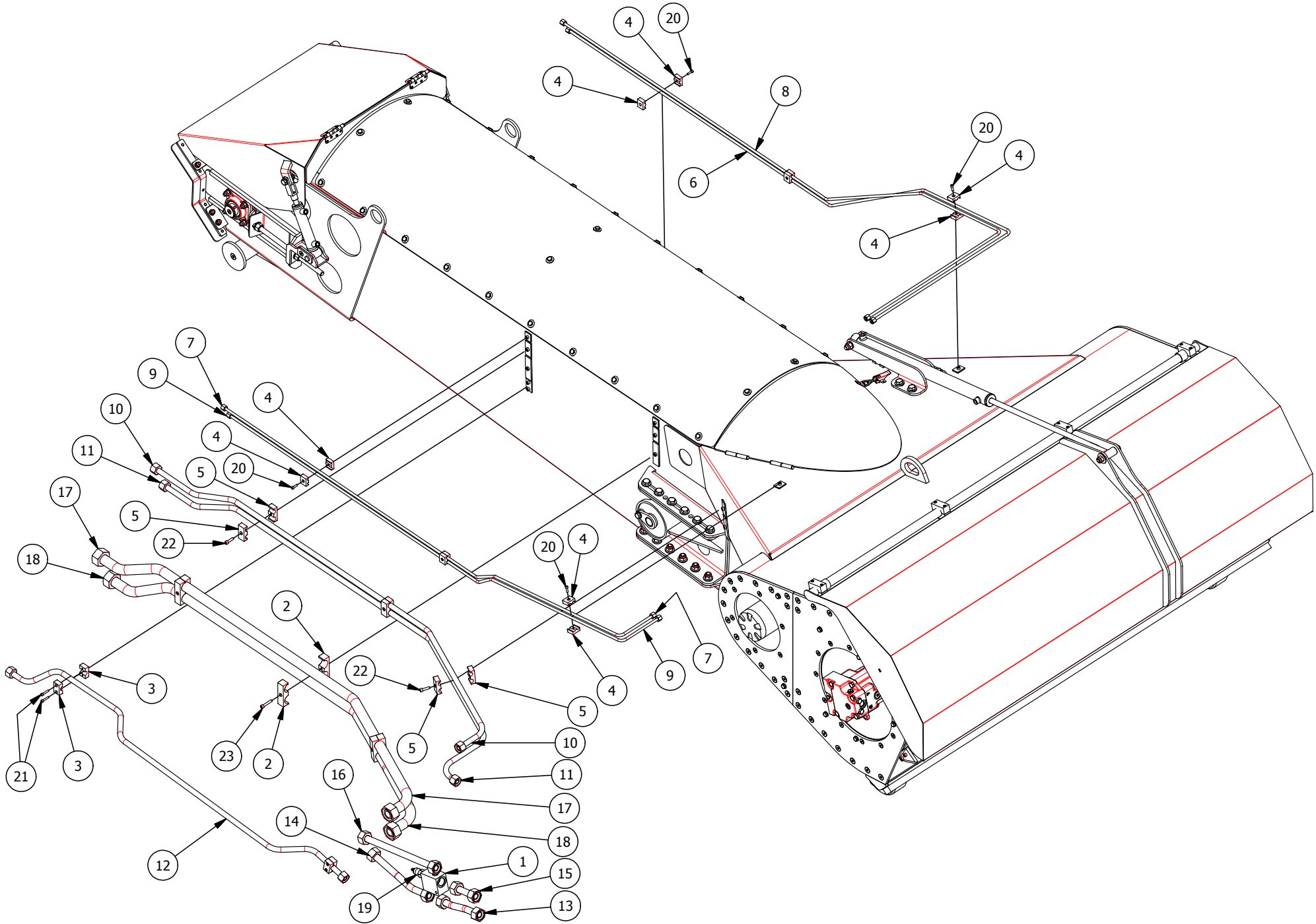
**TABLE N.
550.138-P2**

VIRAGE CUTTER ARM ASSEMBLY (ROLLS AND BELT)

POS.	QTY.	ITEM NO.	DESCRIPTION	Notes
1	2	631.176	STOP RING (SEEGER) I 43 UNI 7437	
2	2	631.177	STOP RING (SEEGER) I 57 UNI 7437	
3	2	520.626	HYDRAULIC MOTOR SPACER	
4	1	550.109	FOLDED SHEET HOUSING COVERING GUARD RH 1mm	
5	1	550.120	FOLDED SHEET CUTTER BELT SCRAPER 3mm	
6	1	550.113	FOLDED SHEET SMOOTH ROLLER SCRAPER 5mm	
7	2	520.621-a	SHEET BELT TENSIONER COVERING 4mm	
8	1	550.110	SHEET LOWER MOTOR HOUSING HOLDER PLATE 8mm	
9	1	550.111	SHEET UPPER MOTOR HOUSING HOLDER PLATE 8mm	
10	1	520.625	SHEET 1mm FOLDED HOUSING COVERING GUARD LH	
11	2	550.129	SHEET CUTTER BELT UNION 8mm	
12	1	550.124	CUTTER BELT SCRAPER	
13	1	550.112	CUTTER BELT MOTOR ROLLER SCRAPER	
14	1	550.108	BELT ROLLER MOTOR SUPPORT HOUSING	
15	2	550.135-a	BELT ROLLER TENSIONER BRACKET FREFA	
16	8	600.599	Nut M18 UNI 5587 8.8 Zn	
17	25	631.306	Self-lock Nut M10 UNI 7473 8.8 Zn	
18	12	600.366	Self-lock Nut M12 UNI 7473 8.8 Zn	
19	2	631.172	FLANGED JOINT D.114 Z29 62x57 H.55.5	
20	1	550.212	CLOTH-LINED RUBBER CUTTER BELT SCRAPER 10mm	
21	2	520.647	SHEET 6mm ROLLER FASTENING FLANGE	
22	2	631.175	TAB 10x8x36	
23	1	635.064	ORBITAL MOTOR PARKER 80CC	
24	2	631.174	GROOVED HUB 48x44 CYL. Øi 32	
25	2	631.173	GROOVED HUB 48x44 Z23 Z29 62x57 INTERNAL	
26	1	550.128	RUBBER BELT WIDTH=675 L=7600	
27	1	550.102	CUTTER BELT IDLER ROLLER 675	
28	1	550.103	CUTTER BELT DRIVE ROLLER 675	
29	32	620.250	Flat washer L Di11 x De30 UNI 6593 8.8 Zn	
30	68	600.322	Flat washer Di10.5 UNI 6592 8.8 Zn	
31	20	600.089	Flat washer Di13 UNI 6592 8.8 Zn	
32	8	600.756	Flat washer Di19 UNI 6592 8.8 Zn	
33	14	600.115	Flat washer Di8.4 UNI 6592 8.8 Zn	
34	3	631.171	UCF SUPPORT 207 D.35	
35	16	610.843	SCREW TE M10 x 16 UNI 5739 8.8 Zn	
36	13	631.667	SCREW TE M10 x 50 UNI 5739 10.9 Zn	
37	4	600.154	SCREW TE M12 x 45 UNI 5739 8.8 Zn	
38	8	600.061	SCREW TE M8 x 16 UNI 5739 8.8 Zn	
39	6	600.223	SCREW TE M8 x 20 UNI 5739 8.8 Zn	
40	12	620.868	Screw TCEI M10x30 UNI 5931 8.8 Zn	
41	12	630.132	Screw TCEI M12x30 UNI 5931 8.8 Zn	
42	2	631.365	Screw TSPEI M10 x30 UNI 5933 8.8 Zn	
43	5	631.368	Screw TSPEI M10 x35 UNI 5933 Aisi 304	

**TABLE NO.
550.138-P3**

VIRAGE CUTTER ARM ASSEMBLY (HYDRAULIC TUBE KIT)



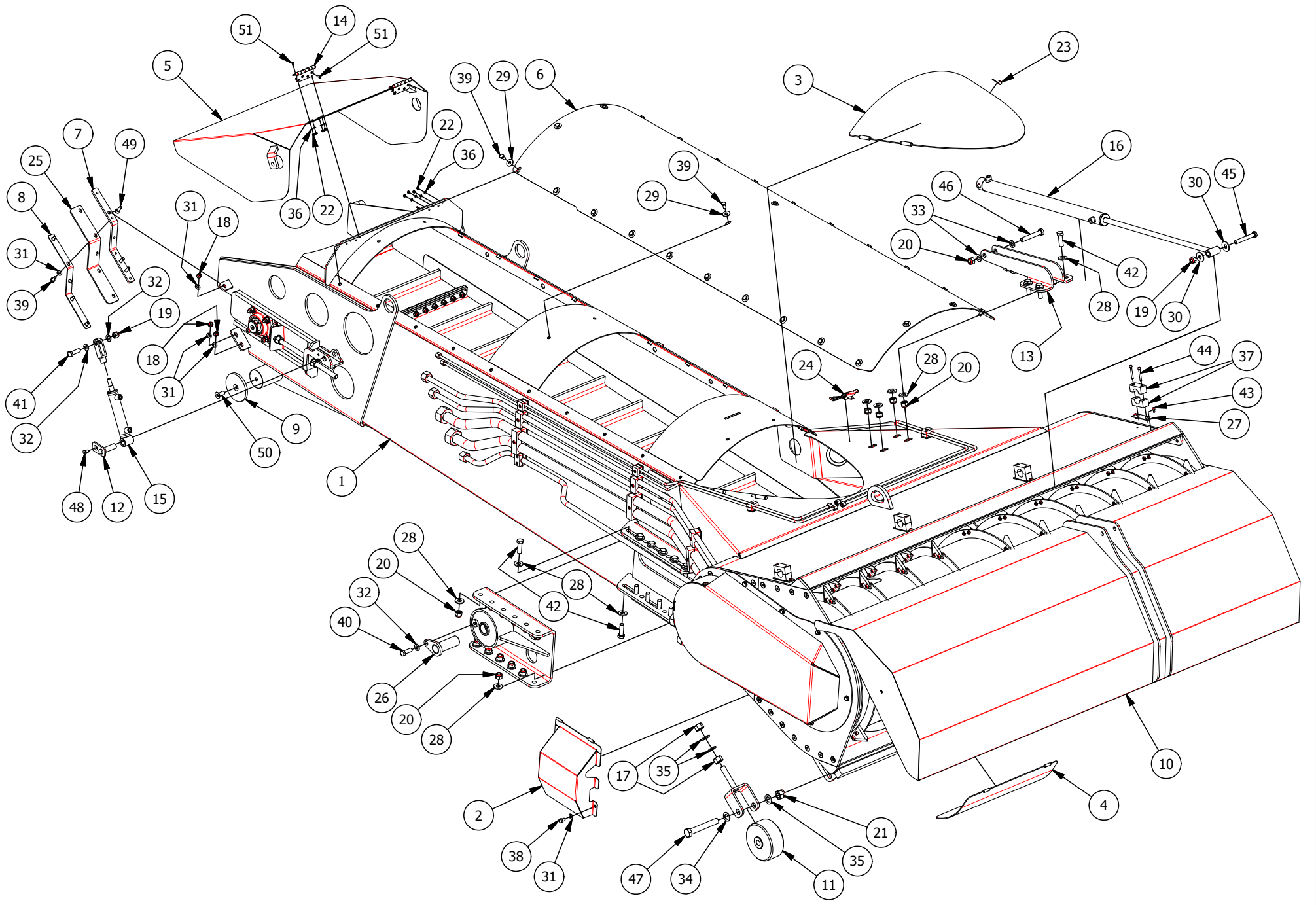
**TABLE N.
550.138-P3**

VIRAGE CUTTER ARM ASSEMBLY (HYDRAULIC TUBE KIT)

POS.	QTY.	ITEM NO.	DESCRIPTION	Notes
1	1	634.972	STEEL BLOCK CAX/S - CAV.T-3A ANTI-SHOCK VALVE ATTACHMENT	
2	6	634.864	SEMI-COLLAR CF5 38/38 PI BLACK (DOUBLE PIPE D38)	
3	4	631.194	SEMI-COLLAR CLC4 20 PP BLACK (SINGLE PIPE D20)	
4	12	631.192	SEMI-COLLAR CLCF1 10/10 PP BLACK (DOUBLE PIPE D10)	
5	6	631.193	SEMI-COLLAR CLCF3 20/20 PP BLACK (DOUBLE PIPE D20)	
6	1	550.189	PIPE Ø10 SP1.5mm CUTTER PROTECTION CYLINDER DELIVERY	
7	1	550.187	PIPE Ø10 SP1.5mm CUTTER PROTECTION CYLINDER DELIVERY	
8	1	550.188	PIPE Ø10 SP1.5mm CUTTER PROTECTION CYLINDER RETURN	
9	1	550.186	PIPE Ø10 SP1.5mm CUTTER PROTECTION CYLINDER RETURN	
10	1	550.185	PIPE Ø20 SP3mm CUTTER ROTOR MOTOR DRAINAGE	
11	1	550.184	PIPE Ø20 SP3mm CONV. ROLLER MOTOR DELIVERY	
12	1	550.183	PIPE Ø20 SP3mm CONV. ROLLER MOTOR RETURN	
13	1	560.123	PIPE Ø25 SP3mm LOWER MOTOR-VALVE	
14	1	560.125	PIPE Ø25 SP3mm LOWER VALVE-HOSES	
15	1	560.122	PIPE Ø25 SP3mm UPPER MOTOR-VALVE	
16	1	560.124-a	PIPE Ø25 SP3mm UPPER VALVE-HOSES	
17	1	550.182	PIPE Ø38 SP5mm CUTTER ROTOR MOTOR DELIVERY	
18	1	550.181	PIPE Ø38 SP5mm CUTTER ROTOR MOTOR RETURN	
19	1	634.973	VALVE, ANTI-SHOCK RPGT.LCN CAV.T-3A SUN HYDRAULICS	
20	6	610.424	Screw TCEI M6x20 UNI 5931 8.8 Zn	
21	4	610.040	Screw TCEI M6x30 UNI 5931 8.8 Zn	
22	3	600.408	Screw TCEI M8x30 UNI 5931 8.8 Zn	
23	3	600.312	Screw TCEI M8x45 UNI 5931 8.8 Zn	

**TABLE NO.
550.138-P4**

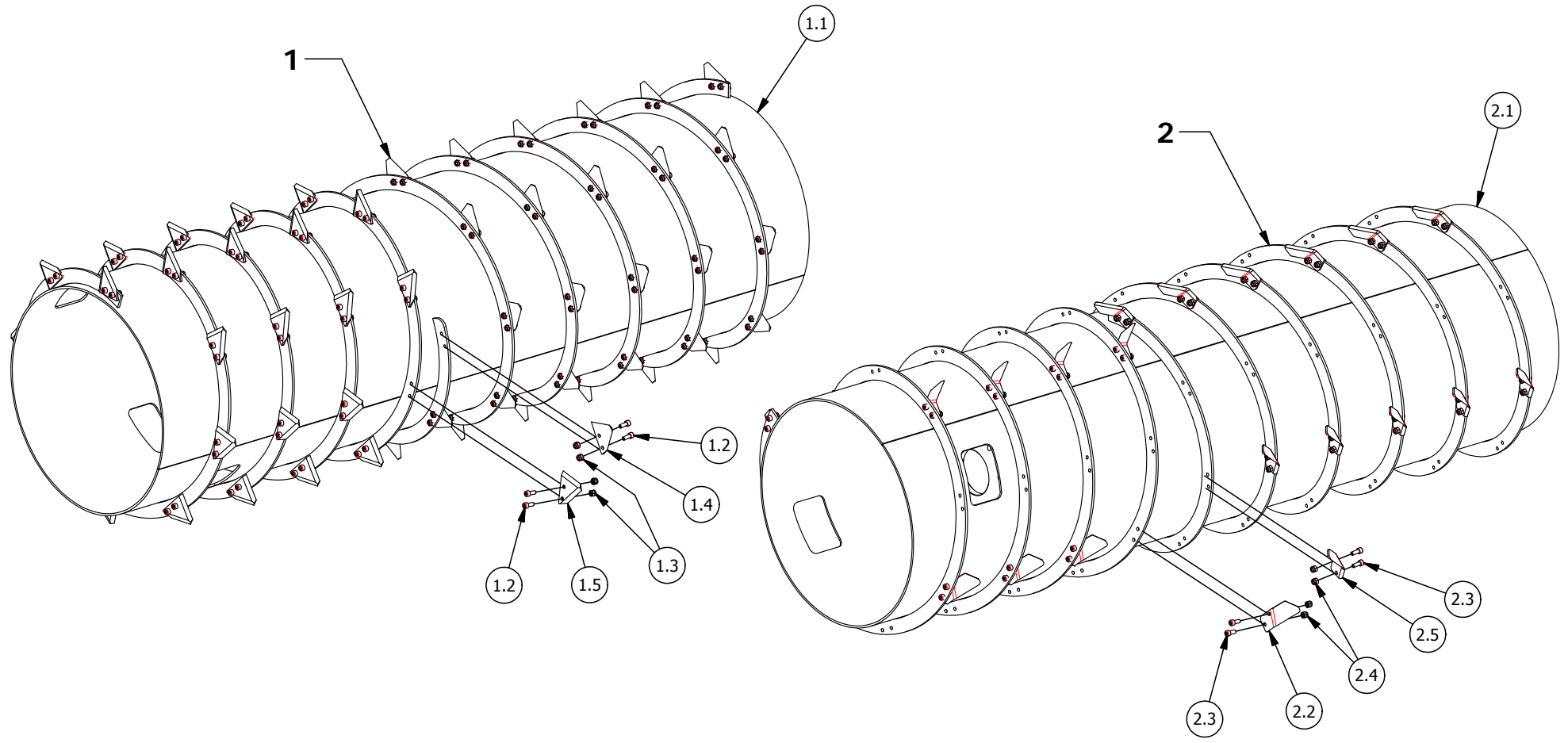
VIRAGE CUTTER ARM ASSEMBLY



**TABLE N.
550.138-P4**

VIRAGE CUTTER ARM ASSEMBLY

POS.	QTY.	ITEM NO.	DESCRIPTION	Notes
1	1	550.284	CUTTER ARM VIRAGE 140	
1	1	550.222-a	CUTTER ARM VIRAGE 170	
1	1	550.107-a	CUTTER ARM VIRAGE 200	
2	1	550.210	SLOT COVERING GUARD RH CUTTER	
3	1	550.123	CUTTER CONVEYOR COVER	
4	1	550.119	CUTTER UNDERBUCKET COVER	
5	1	550.114	CUTTER ARM REAR FAIRING	
6	1	550.121-a	FOLDED SHEET CUTTER ARM COVER 3mm	
7	2	550.230	FOLDED SHEET RH RUBBER ATTACHMENT 8mm	
8	2	550.136	FOLDED SHEET RUBBER BLADE 3mm	
9	2	520.645	SHEET 10mm ROTATION PIN FASTENING	
10	1	550.126-a	VIRAGE CUTTER ROTOR PROTECTION	
11	2	550.263	CUTTER SLIDE WHEEL	
12	2	540.495	CYLINDER ATTACHMENT PIN	
13	1	550.127	CUTTER PROTECTION CYLINDER ATTACHM. BRACKET	
14	2	631.188	HINGE 1533-25-81 STAINLESS ROUNDED CORNERS	
15	2	540.492-a	DOUBLE ACTING CYLINDER 40/18x60	
16	1	550.175	HYDRAULIC CYLINDER 40-50-20 STROKE 635mm	
17	4	631.363	Nut M20 UNI 5587 8.8 Zn	
18	25	631.306	Self-lock Nut M10 UNI 7473 8.8 Zn	
19	7	600.626	Self-lock Nut M14 UNI 7473 8.8 Zn	
20	29	600.197	Self-lock Nut M16 UNI 7473 8.8 Zn	
21	2	631.359	Self-lock Nut M22 UNI 7473 8.8 Zn	
22	16	630.266	Self-lock Nut M5 UNI 7473 8.8 Zn	
23	1	631.182	LEVER FASTENER HOOK STAINLESS	
24	1	631.181	HOOK FOR LEVER FASTENER REG. STAINLESS	
25	1	550.134	CLOTH-LINED BLACK RUBBER CUTTER SIDE OPENING CLOSING 5mm	
26	2	550.130	LIFTING FASTENING PIN ON CUTTER	
27	4	631.198	LOWER ELONGATED PLATE CLBL6	
28	56	520.948	WASHER O.D. 36mm I.D.16.4mm Sp.4mm	
29	32	620.250	Flat washer L Di11 x De30 UNI 6593 8.8 Zn	
30	2	631.377	Flat washer L Di16 x De42 UNI 6593 8.8 Zn	
31	68	600.322	Flat washer Di10.5 UNI 6592 8.8 Zn	
32	26	600.188	Flat washer Di15 UNI 6592 8.8 Zn	
33	2	600.031	Flat washer Di17 UNI 6592 8.8 Zn	
34	4	600.632	Flat washer Di21 UNI 6592 8.8 Zn	
35	4	600.042	Flat washer Di23 UNI 6592 8.8 Zn	
36	16	600.672	Flat washer Di5.3 UNI 6592 8.8 Zn	
37	8	631.031	SEMI-COLLAR CLC6 35 PP BLACK (SINGLE HOSE D35)	
38	16	610.843	SCREW TE M10 x 16 UNI 5739 8.8 Zn	
39	36	600.227	SCREW TE M10 x 20 UNI 5739 8.8 Zn	
40	2	600.310	SCREW TE M14 x 40 UNI 5739 8.8 Zn	
41	2	600.280	SCREW TE M14 x 45 UNI 5739 8.8 Zn	
42	28	600.384	SCREW TE M16 x 50 UNI 5739 8.8 Zn	
43	8	631.361	Screw TCEI M6x12 UNI 5931 8.8 Zn	
44	8	631.360	Screw TCEI M6x50 UNI 5931 8.8 Zn	
45	1	600.003	Screw TE M14 x 100 UNI 5737 8.8 Zn	
46	1	600.178	Screw TE M16 x 100 UNI 5737 8.8 Zn	
47	2	620.019	Screw TE M22 x 150 UNI 5737 8.8 Zn	
48	2	631.314	Screw TSPEI M10 x20 UNI 5933 8.8 Zn	
49	6	631.664	Screw TSPEI M10 x35 UNI 5933 8.8 Zn	
50	2	631.364	Screw TSPEI M14 x35 UNI 5933 10.9 Zn	
51	16	631.355	Screw TSPEI M5 x16 UNI 5933 Aisi 304	



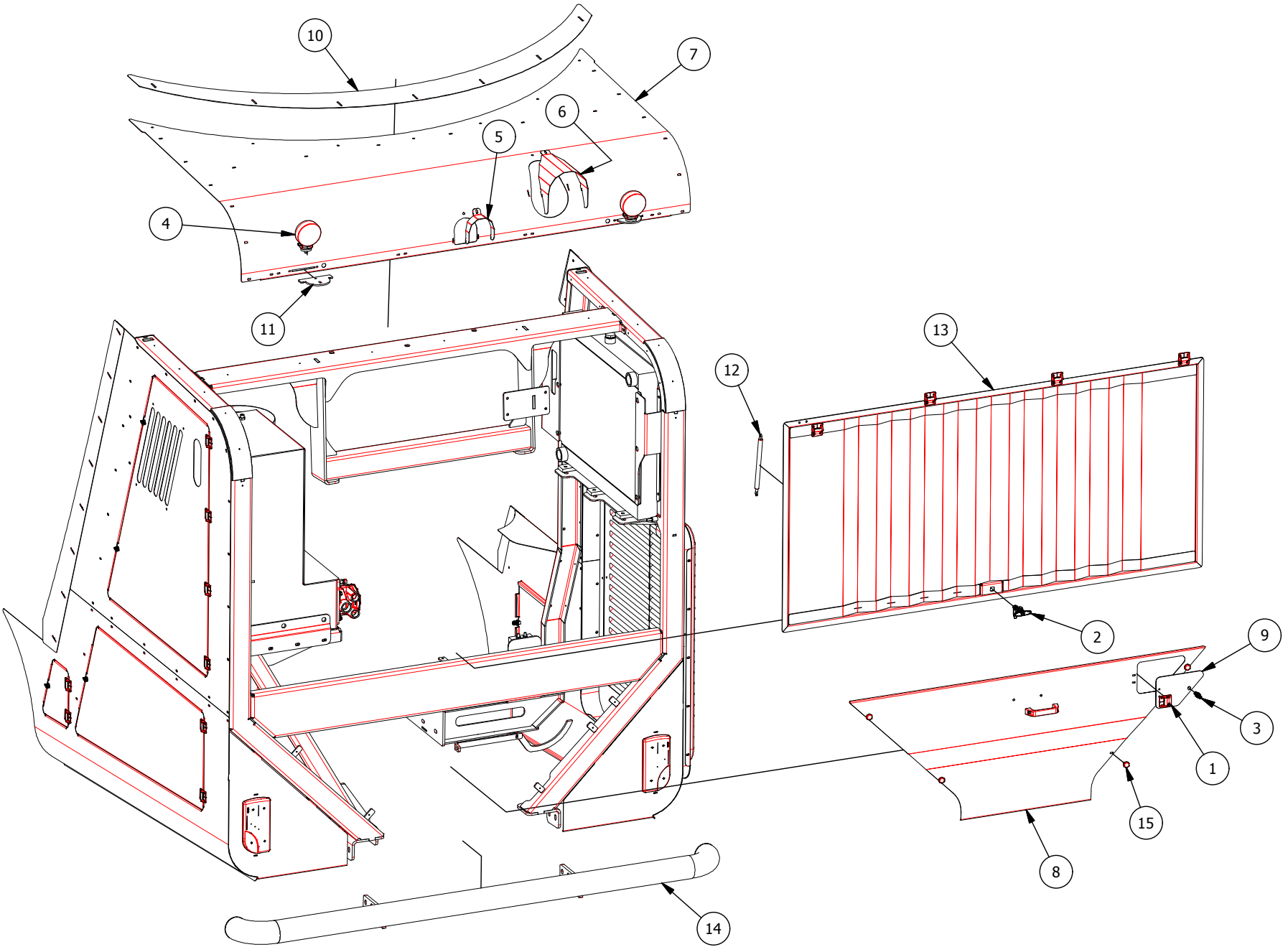
**TABLE N.
550.101**

VIRAGE CUTTER ROTOR KIT

POS.	QTY.	ITEM NO.	DESCRIPTION	Notes
1	1	550.101	CUTTER ROTOR KIT 2000 WITH KNIVES FOR HAY	
1.1	1	550.100	CUTTER ROTOR L=2000	
1.2	164	630.259	Screw TCEI M8x20 UNI 5931 8.8 Zn	
1.3	164	610.454	Self-lock Nut M8 UNI 7473 8.8 Zn	
1.4	47	634.675	CUTTER KNIFE LH STRAIGHT 5mm LF 407 SX	
1.5	35	634.674	CUTTER KNIFE RH STRAIGHT 5mm LF 407 DX	
2	1	550.270	CUTTER ROTOR KIT 2000 WITH KNIVES FOR SILAGE	
2.1	1	550.100	CUTTER ROTOR L=2000	
2.2	18	631.190	KNIFE LH BENT 4mm HOLES Ø8.5 FOR CUTTER	
2.3	84	630.259	Screw TCEI M8x20 UNI 5931 8.8 Zn	
2.4	84	610.454	Self-lock Nut M8 UNI 7473 8.8 Zn	
2.5	24	631.189	KNIFE RH BENT 4mm HOLES Ø8.5 FOR CUTTER	

**TABLE NO.
570.071-P1**

BACK MOTOR COMPARTMENT KIT (BACK SIDE)



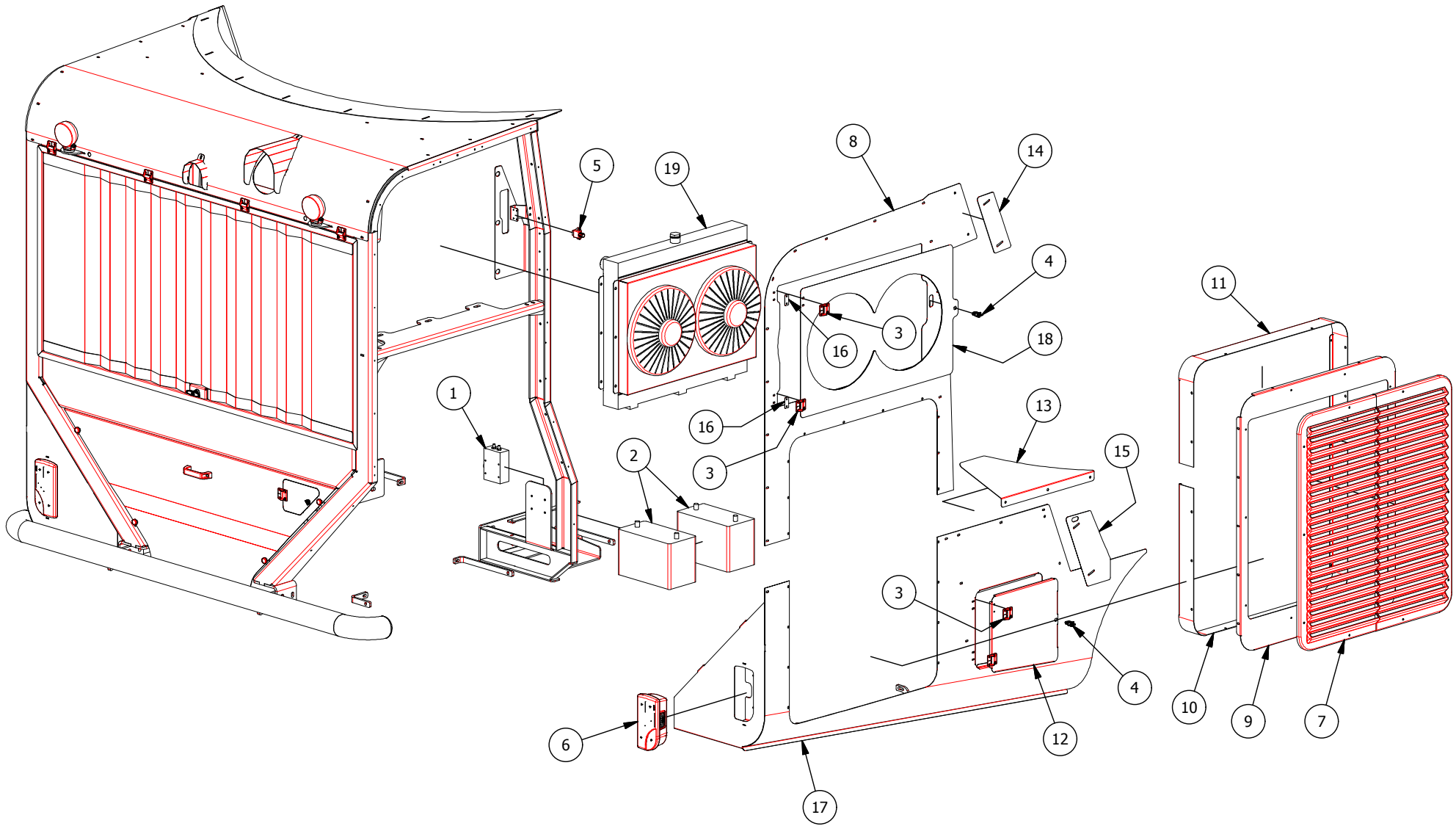
**TABLE N.
570.071-P1**

BACK MOTOR COMPARTMENT KIT (BACK SIDE)

POS.	QTY.	ITEM NO.	DESCRIPTION	Notes
1	17	631.078	HINGE 57X51 HOLES 05.2 DIST. BETW. HOLES 34mm	
2	1	631.138	COMPRESSION LATCH W/ HANDLE E3-114-95 SOUTHCO	
3	7	631.137	LATCH LOCK E3-57-15 SOUTHCO	
4	2	634.877	WORK LIGHT, 6 LED 12 24 VOLT AV.05.0042.01	
5	1	520.531	FOLDED SHEET VIDEOCAMERA COVER 2mm	
6	1	520.522	FOLDED SHEET MUFFLER OUTLET COVER 2mm	
7	1	570.020	FOLDED SHEET UPPER PANEL REAR HOOD 2mm	
8	1	570.027	FOLDED SHEET REAR TRIANGLE 2mm	
9	1	530.505	SHEET REAR HATCH 2mm	
10	1	570.073	SHEET ADJUSTMENT ON MIXING TANK UPPER 2mm	
11	2	550.209	SHEET REAR WORK LIGHT BRACKET 6mm	
12	2	631.132	GAS SPRING STROKE 500mm	
13	1	570.040	REAR DOOR MOTOR HOOD	
14	1	570.049	REAR ROLL-BAR	
15	4	631.210	KNOB MALE M6x20	

**TABLE NO.
570.071-P2**

BACK MOTOR COMPARTMENT KIT (RIGHT SIDE)



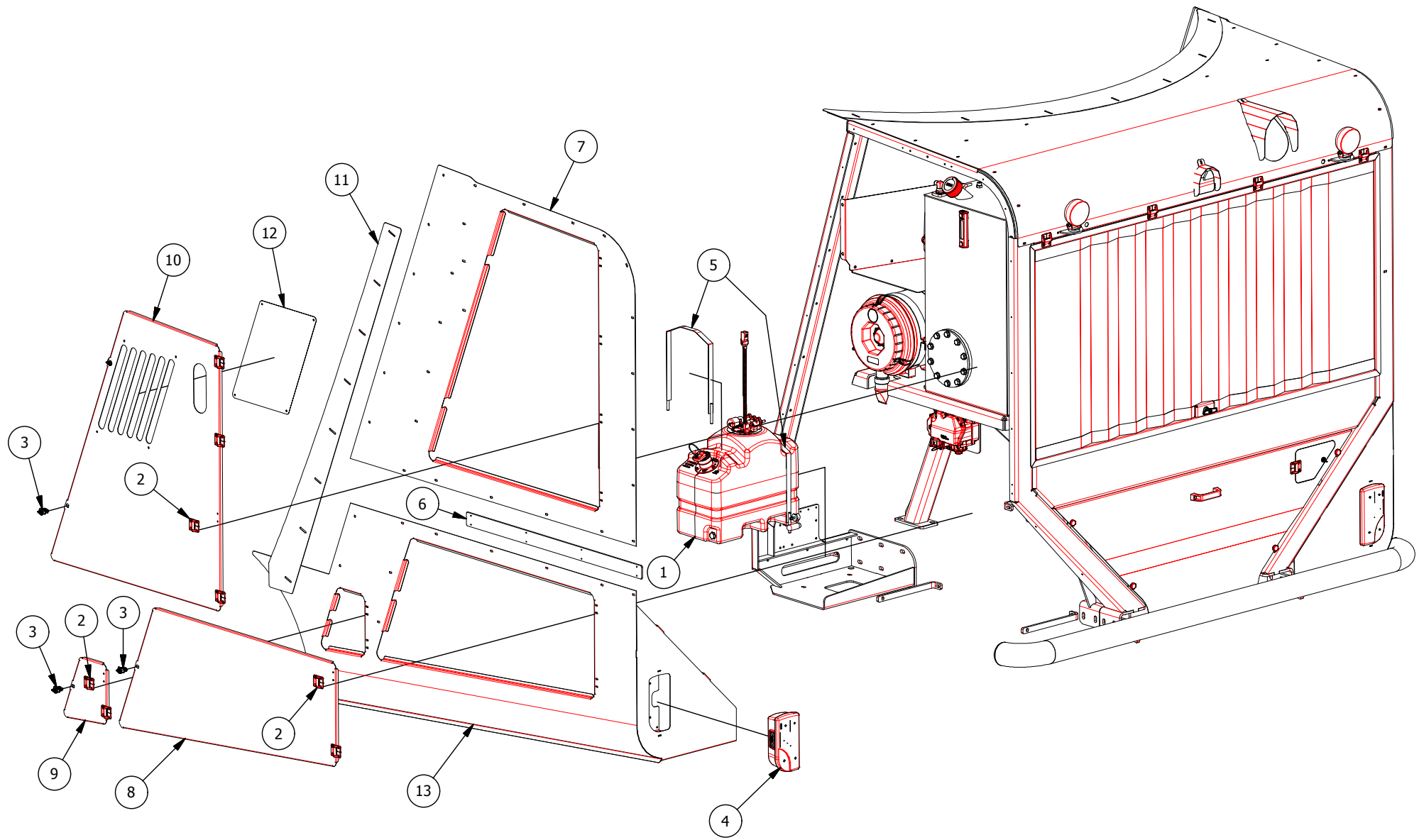
**TABLE N.
570.071-P2**

BACK MOTOR COMPARTMENT KIT (RIGHT SIDE)

POS.	QTY.	ITEM NO.	DESCRIPTION	Notes
1	1		ELECTRONIC BATTERY DISCONNECT	
2	2	631.754	BATTERY JOHN-DEERE STRONG BOX	
3	17	631.078	HINGE 57X51 HOLES 05.2 DIST. BETW. HOLES 34mm	
4	7	631.137	LATCH LOCK	
5	1	631.191	DEVIATOR QUICK RELEASE	
6	1	631.139	TAILLIGHT RH	
7	1	570.068	RADIATOR GRILLE 1115x970	
8	1	570.021	SHEET SIDE PANEL RH 2mm	
9	1	570.028	FOLDED SHEET RADIATOR CLOSURE 2mm	
10	1	570.030	FOLDED SHEET LOWER CONVEYOR SP.2mm	
11	1	570.029	FOLDED SHEET UPPER CONVEYOR 2mm	
12	1	570.036	FOLDED SHEET BATTERY INSPECTION HATCH 2mm	
13	1	570.025	FOLDED SHEET TOP-CUT PROTECTIVE GUARD 2mm	
14	1	570.074	SHEET ADJUSTMENT ON MIXING TANK RH 2mm	
15	1	570.075	SHEET ADJUSTMENT ON MIXING TANK LOW. RH 2mm	
16	2	535.130	SHEET HINGE SHIM 2mm	
17	1	570.041	LOWER PANEL RH MOTOR HOOD	
18	1	570.037	OIL RADIATOR PROTECTIVE GUARD	
19	1	634.676	OIL RADIATOR	

**TABLE NO.
570.071-P3**

BACK MOTOR COMPARTMENT (LEFT SIDE)



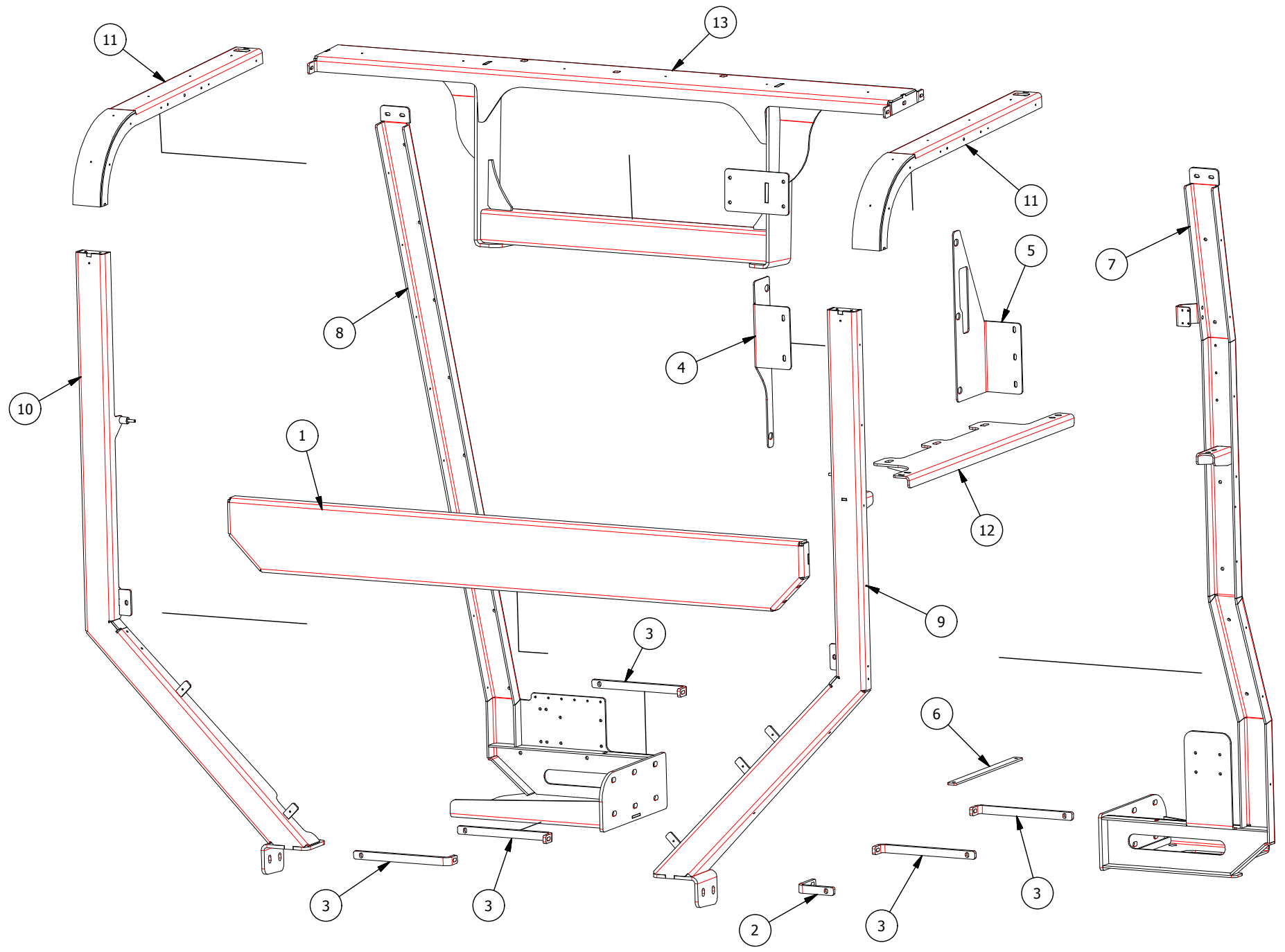
**TABLE N.
570.071-P3**

BACK MOTOR COMPARTMENT (LEFT SIDE)

POS.	QTY.	ITEM NO.	DESCRIPTION	Notes
1	1		UREA TANK	
2	17	631.078	HINGE 57X51 HOLES 05.2 DIST. BETW. HOLES 34mm	
3	7	631.137	LATCH LOCK	
4	1	631.140	TAILLIGHT LH	
5	2	570.046	UREA TANK FASTENING BAND	
6	1	570.019	SHEET FASTENING LOWER HOOD 6mm	
7	1	570.016	FOLDED SHEET SIDE PANEL LH 2mm	
8	1	570.035	FOLDED SHEET HYDR. PUMPS INSPECTION HATCH 2mm	
9	1	570.056	FOLDED SHEET RELAY INSPECTION HATCH 2mm	
10	1	570.017	FOLDED SHEET HYDR. RESERVOIR INSPECTION HATCH 2mm	
11	1	570.072	SHEET ADJUSTMENT ON MIXING TANK LH 2mm	
12	1	570.018	PERFORATED SHEET 1.5 HOLES 04 SIDE	
13	1	570.042	LOWER PANEL LH MOTOR HOOD	

**TABLE NO.
570.071-P4**

BACK MOTOR COMPARTMENT KIT (BEARING FRAME)



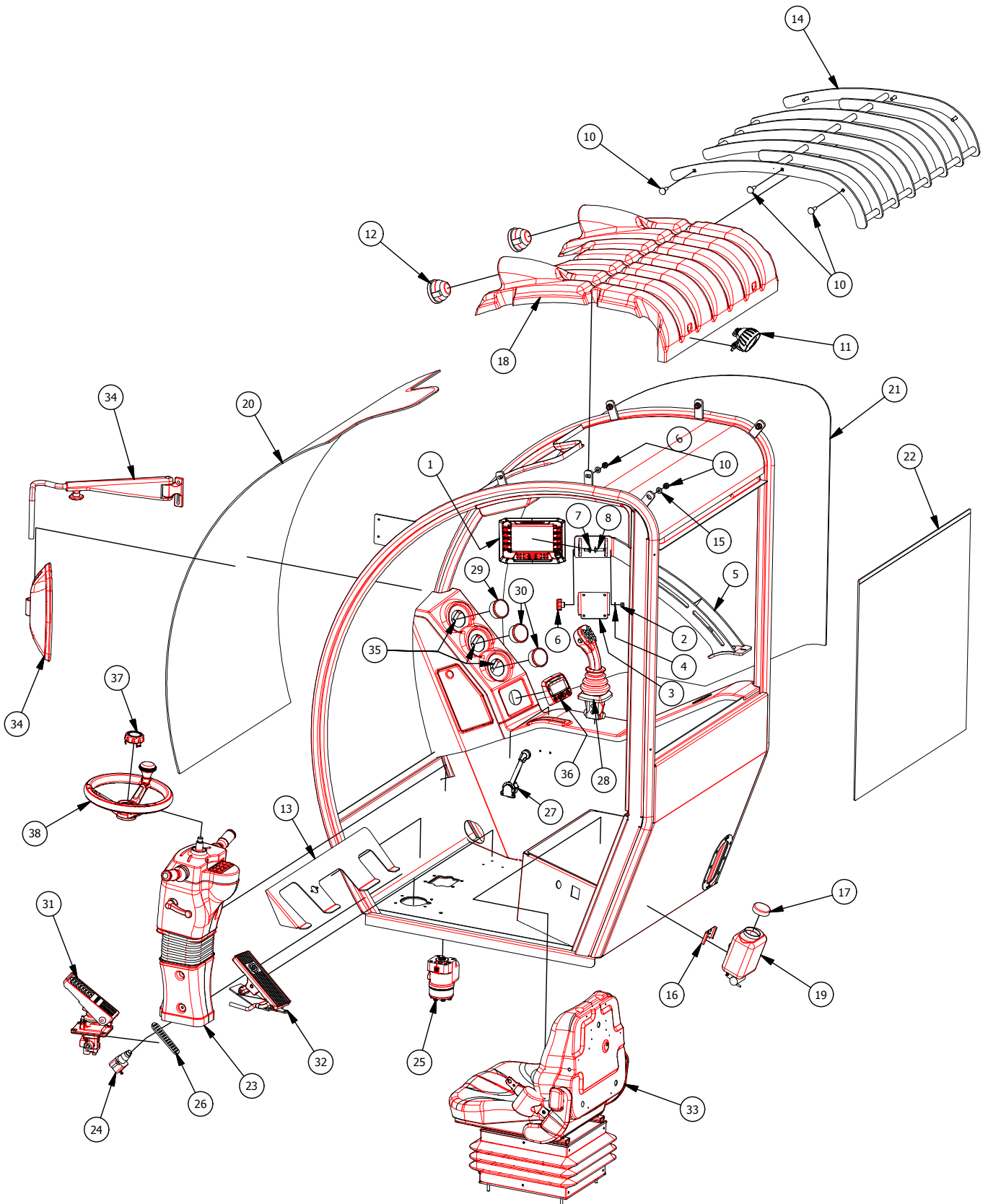
**TABLE N.
570.071-P4**

BACK MOTOR COMPARTMENT KIT (BEARING FRAME)

POS.	QTY.	ITEM NO.	DESCRIPTION	Notes
1	1	570.039	REAR BAR MOTOR HOOD	
2	1	570.032	FOLDED SHEET LOWER HOODS ATTACHMENT 10mm	
3	5	570.031	FOLDED SHEET LOWER HOODS ATTACHMENT 10mm	
4	1	570.034	FOLDED SHEET OIL RADIATOR BRACKET RH 4mm	
5	1	570.033	FOLDED SHEET OIL RADIATOR BRACKET LH 4mm	
6	1	520.261-a	SHEET BATTERY RETAINER SUP. 6mm	
7	1	570.044	FRONT PILLAR RH MOTOR HOOD	
8	1	570.045	FRONT PILLAR LH MOTOR HOOD	
9	1	570.047	REAR PILLAR RH MOTOR HOOD	
10	1	570.048	REAR PILLAR LH MOTOR HOOD	
11	2	570.043	CROSS PILLAR RH-LH MOTOR HOOD	
12	1	570.038	OIL RADIATOR BRACKET	
13	1	570.050	CENTRAL UNION SUPPORT CROSSPIECE	

TABLE NO.
570.093

MAXI 4FINAL CABIN



**TABLE N.
570.093****MAXI 4FINAL CABIN**

POS.	QTY.	ITEM NO.	DESCRIPTION	Notes
1	1	634.856	DISPLAY DP720	
2	1	610.454	Self-lock Nut M8 UNI 7473 8.8 Zn	
3	1	540.126	FOLDED SHEET ATTACHMENT DP600 4mm	
4	1	600.115	Flat washer Di84 UNI 6592 8.8 Zn	
5	1	550.248	BRACKET DP720	
6	1	631.949	KNOB FEMALE M8x12	
7	1	630.134	Screw TTQST M8 x 20 UNI 5731 8.8 Zn	
8	1	630.018	Screw TTQST M8 x 30 UNI 5731 8.8 Zn	
9	1	550.162	DRIVER'S CAB SITREX	
10	6	631.306	Self-lock Nut M10 UNI 7473 8.8 Zn	
11	1	631.135	WORK LIGHT	
12	2	631.876	UPPER WORK LIGHT	
13	1	550.213	CAB BENT CHECKER PLATE FLOORBOARD	
14	1	520.397	CAB ROOF UPPER ROLL BAR	
15	6	600.322	Flat washer Di10.5 UNI 6592 8.8 Zn	
16	1	631.213	CAB WINDSHIELD WASHER TANK SUPP. BRACKET	
17	1	631.212	CAB WINDSHIELD WASHER TANK CAP TERGICRISTALLO CABINA	
18	1	631.874	CAB ROOF	
19	1	631.211	CAB WINDSHIELD WASHER TANK CABINA	
20	1	520.430	CAB CURVED WINDSHIELD	
21	1	520.428	CAB SIDE WINDOW	
22	1	631.208	CAB REAR WINDOW	
23	1	634.968	STEERING COLUMN	
24	1	634.063	PEDAL BUTTON DEVIATOR	
25	1	631.574	SAUER POWER STEERING	
26	1	550.214	SHEET REVERSE PEDAL 5mm	
27	1	631.166	ELECTRONIC ACCELERATOR LEVER	
28	1	634.867	SINGLE AXIS MANIPULATOR	
29	1	631.149	PRESSURE GAUGE 0 250bar	
30	2	631.148	PRESSURE GAUGE 0 40bar	
31	1	635.519	BRAKE PEDAL	
32	1	631.938	KEPA PEDAL	
33	1	631.575	ACTIVO SEAT WITH MECH. SUSPENSION	
34	1	631.930	LH SIDE VIEW MIRROR HEATED 12V	
35	3	631.150	PRESSURE GAUGE SUPPORT BRACKET	
36	1	635.611	DIAGNOSTIC TOOL	
37	1	634.070	COVER CAP	
38	1	634.069	STEERING WHEEL D.320 COBO WITH BUILT-IN KNOB	